

RoHS  
Compliant



# 规格承认书

File No.: Q/FRK 0.GS.C.C3D-F10

产品名称	PCB用DC-Link 电容器
产品型号代码	C3D
产品编码	
客户名称	
客户编码	
日期	2015-7



厦门法拉电子股份有限公司  
地址：中国厦门市海沧区新园路 99 号

内销

TEL: 0592-6208620 6208618

FAX: 0592-6208777

Mail: [fsc@faratronic.com.cn](mailto:fsc@faratronic.com.cn)

[michael\\_lai@faratronic.com.cn](mailto:michael_lai@faratronic.com.cn)

Http: [www.faratronic.com.cn](http://www.faratronic.com.cn)

外销

0086-592-6208586 6208608

0086-592-6208557

[james@faratronic.com.cn](mailto:james@faratronic.com.cn)

[jxh@faratronic.com.cn](mailto:jxh@faratronic.com.cn)

\* 此规格书归厦门法拉电子股份有限公司所有，未经许可，不得复制及用于其它商业用途。



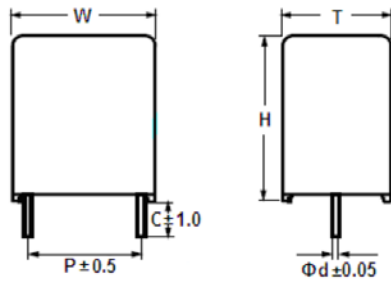
## 修订记录

序号	修订内容	修订人	日期	修订后版本号
1	与产品目录一致	卓唯	2015-7	F10

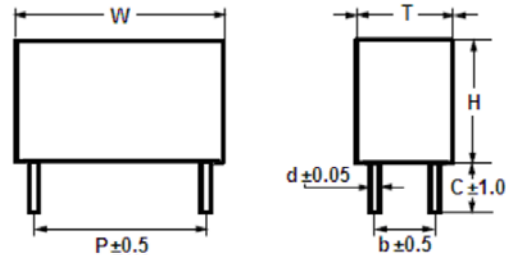
## PCB用 DC-Link 电容器

### ■ 外形图

2-pins



4-pins



### ■ 特点


- 金属化聚丙烯膜结构.
- 良好的电气性能
- 塑料外壳封装 (UL94 V-0), 阻燃环氧树脂填充.
- 高性能直流滤波应用场合 (如: 变频器、工业和高端电源、太阳能逆变器等)

### ■ 安全认证 Safety Approvals

●		TUV Rheinland (德国)	EN 61071: 2007, EN 61881-1: 2011, 450Vdc ~ 1400Vdc, 0.68μF~140μF, -40/85°C 证书号: R 50266108
●		UL(美国)	UL 810 (construction only), Max. 5000Vdc, 90°C 证书号: E256238, CCN: CZDS2

### ■ 技术要求

引用标准	GB/T17702, IEC 61071
气候类别	40/105/56
工作温度(外壳)	-40°C ~ 105°C (+85°C to +105°C: decreasing factor 1.35% per °C for $U_{N,85^\circ\text{C}}$ )
额定电压 $U_{N,70^\circ\text{C}}$	500Vdc, 600Vdc, 800Vdc, 900Vdc, 1 000Vdc, 1 100Vdc, 1 200Vdc
容量偏差	J (±5%), K (±10%), M (±20%)
耐电压	1.5 $U_N$ (10s)
绝缘电阻 ( $IR \times C_N$ )	≥10 000s (20°C, 100V, 1min)
自感 (Ls)	<1nH per mm of lead spacing
最大峰值电流 $\hat{I}$ (A)	$\hat{I} = C \cdot dV/dt$
工作寿命	100 000h at $U_N$ , $\Theta_{hs} = 70^\circ\text{C}$



## ■ 产品编码说明

18 位产品代码如下：

1	2	3	4	5	6	7	8	9	10	11	12	13	14	15	16	17	18
C	3	D															

第 1~3 位 型号代码

第 4~5 位 直流额定电压      2H=500V      1U=600V      2K=800V      1X=900V  
    3A=1 000V      1M=1 100V      3L=1 200V

第 6~8 位 标称容量      例如: 256=25×10<sup>6</sup>pF=25.0μF

第 9 位 容量等级      J=±5%      K=±10%      M=±20%

第 10 位 引线间距 P      B=27.5 mm      C=30.0 mm      F=37.5 mm      M=52.5 mm


第 11 位 内部特征码

第 12~15 位 引线加工和包装代码

第 16~18 位 内部特征码

Table 1 引线加工和包装代码

第 12 位		第 13 和第 14 位		第 15 位	
代码	说明	代码	说明	代码	说明
0	2 引线散装	C0 38	标准引线长度 5.5mm 引线长度 3.8mm	0	引线长度偏差±1.0mm
1	4 引线散装 b=10.0mm			2	引线长度偏差±0.5mm
2	4 引线散装 b=12.7mm				
3	4 引线散装 b=20.0mm				
4	4 引线散装 b=15.0mm				
A	4 引线散装 b=20.3mm				
B	4 引线散装 b=10.2mm				
C	4 引线散装 b=5.1mm				
D	4 引线散装 b=15.2mm				




# C3D

■ 技术参数 Technical data (mm)

U <sub>N,70°C</sub> : 500Vdc, U <sub>N,85°C</sub> : 450Vdc												
C <sub>N</sub> (μF)	W ±1.0	H ±1.0	T ±1.0	P ±0.5	b ±0.5	d ±0.05	dV/dt (V/μs)	tgδ×(10 <sup>-4</sup> )		ESR @10kHz (mΩ)	I <sub>max</sub> (A)	Part number
								1kHz	10kHz			
5.0	32.0	20.0	11.0	27.5	-	0.8	65	10	100	8.5	5.0	C3D2H505+B00+++***
10.0	32.0	24.5	15.0	27.5	-	0.8	65	10	100	7.5	6.5	C3D2H106+B00+++***
22.0	32.0	37.0	22.0	27.5	-	0.8	65	10	100	5.0	10.0	C3D2H226+B00+++***
30.0	42.0	40.0	20.0	37.5	10.2	1.0	30	15	150	8.0	12.5	C3D2H306+F0B+++***
35.0	42.0	36.0	24.0	37.5	10.2	1.0	30	15	150	8.0	13.5	C3D2H356+F0B+++***
40.0	41.5	37.5	27.5	37.5	10.2	1.0	30	15	150	5.0	14.5	C3D2H406+F0B+++***
50.0	41.0	43.0	28.0	37.5	12.7	1.2	30	15	150	4.0	16.0	C3D2H506+F02+++***
50.0	42.0	45.0	30.0	37.5	20.3	1.2	30	15	150	4.0	16.0	C3D2H506+F0A+++***
60.0	42.0	45.0	30.0	37.5	20.3	1.2	30	15	150	3.0	16.5	C3D2H606+F0A+++***
75.0	57.0	43.5	29.5	52.5	12.7	1.2	15	35	350	5.5	16.0	C3D2H756+M02+++***
75.0	57.0	43.5	29.5	52.5	20.3	1.2	15	35	350	5.5	16.0	C3D2H756+M0A+++***
80.0	57.0	43.5	29.5	52.5	20.3	1.2	15	35	350	5.0	16.5	C3D2H806+M0A+++***
100.0	57.0	50.0	35.0	52.5	20.3	1.2	15	35	350	4.0	18.0	C3D2H107+M0A+++***
110.0	57.0	50.0	35.0	52.5	20.3	1.2	15	35	350	4.0	19.0	C3D2H117+M0A+++***


U <sub>N,70°C</sub> : 600Vdc, U <sub>N,85°C</sub> : 500Vdc												
C <sub>N</sub> (μF)	W ±1.0	H ±1.0	T ±1.0	P ±0.5	b ±0.5	d ±0.05	dV/dt (V/μs)	tgδ×(10 <sup>-4</sup> )		ESR @10kHz (mΩ)	I <sub>max</sub> (A)	Part number
								1kHz	10kHz			
2.0	32.0	18.0	9.0	27.5	-	0.8	65	11	100	47.8	2.8	C3D1U205+B00+++***
3.0	32.0	20.0	11.0	27.5	-	0.8	65	11	100	31.8	4.1	C3D1U305+B00+++***
4.0	32.0	20.0	11.0	27.5	-	0.8	65	11	100	23.9	5.5	C3D1U405+B00+++***
5.0	32.0	22.0	13.0	27.5	-	0.8	65	11	100	19.1	6.9	C3D1U505+B00+++***
6.0	32.0	24.5	15.0	27.5	-	0.8	65	11	100	18.6	7.1	C3D1U605+B00+++***
7.0	32.0	24.5	15.0	27.5	-	0.8	65	11	100	15.9	8.3	C3D1U705+B00+++***
8.0	32.0	28.0	14.0	27.5	-	0.8	65	11	100	13.9	9.5	C3D1U805+B00+++***
9.0	32.0	30.0	16.0	27.5	-	0.8	65	11	100	12.4	10.7	C3D1U905+B00+++***
10.0	32.0	30.0	16.0	27.5	-	0.8	65	11	100	11.1	11.8	C3D1U106+B00+++***
12.0	32.0	33.0	18.0	27.5	-	0.8	65	11	100	10.8	12.0	C3D1U126+B00+++***
12.0	32.0	33.0	18.0	27.5	10.2	0.8	65	11	100	9.3	14.2	C3D1U126+B0B+++***
15.0	32.0	37.0	22.0	27.5	-	0.8	65	11	100	9.0	12.0	C3D1U156+B00+++***
15.0	32.0	37.0	22.0	27.5	10.2	0.8	65	11	100	7.4	17.8	C3D1U156+B0B+++***
18.0	32.0	37.0	22.0	27.5	-	0.8	65	11	100	8.0	12.0	C3D1U186+B00+++***
18.0	32.0	37.0	22.0	27.5	12.7	0.8	65	11	100	6.2	21.3	C3D1U186+B02+++***
30.0	35.0	45.0	30.0	30.0	15.2	1.0	65	11	100	3.7	27.6	C3D1U306+C0D+++***
10.0	41.0	30.0	16.0	37.5	-	1.0	30	20	175	19.5	6.2	C3D1U106+F00+++***
12.0	41.0	30.0	16.0	37.5	-	1.0	30	20	175	16.3	7.4	C3D1U126+F00+++***
15.0	41.0	33.5	18.5	37.5	-	1.0	30	20	175	13.0	9.2	C3D1U156+F00+++***
20.0	42.0	40.0	20.0	37.5	10.2	1.0	30	20	175	9.8	12.3	C3D1U206+F0B+++***
22.0	42.0	40.0	20.0	37.5	10.2	1.0	30	20	175	8.9	13.5	C3D1U226+F0B+++***
25.0	42.0	40.0	20.0	37.5	12.7	1.0	30	20	175	7.8	15.4	C3D1U256+F02+++***
30.0	42.0	44.0	24.0	37.5	12.7	1.0	30	20	175	6.5	18.5	C3D1U306+F02+++***
35.0	42.0	45.0	30.0	37.5	12.7	1.2	30	20	175	6.0	20.1	C3D1U356+F02+++***
35.0	42.0	45.0	30.0	37.5	20.3	1.2	30	20	175	6.0	20.1	C3D1U356+F0A+++***
40.0	42.0	45.0	30.0	37.5	12.7	1.2	30	20	175	5.2	23.0	C3D1U406+F02+++***
40.0	42.0	45.0	30.0	37.5	20.3	1.2	30	20	175	5.2	23.0	C3D1U406+F0A+++***



## ■ 技术参数 Technical data (mm)


U <sub>N,70℃</sub> : 600Vdc, U <sub>N,85℃</sub> : 500Vdc												
C <sub>N</sub> (μF)	W ±1.0	H ±1.0	T ±1.0	P ±0.5	b ±0.5	d ±0.05	dV/dt (V/μs)	tgδ×(10 <sup>-4</sup> )		ESR @10kHz (mΩ)	I <sub>max</sub> (A)	Part number
								1kHz	10kHz			
45.0	42.0	50.0	35.0	37.5	12.7	1.2	30	20	175	4.6	25.8	C3D1U456+F02+++***
45.0	42.0	50.0	35.0	37.5	<u>20.3</u>	1.2	30	20	175	4.6	25.8	C3D1U456+F0A+++***
50.0	42.0	50.0	35.0	37.5	20.3	1.2	30	20	175	<u>4.2</u>	<u>28.7</u>	C3D1U506+F0A+++***
55.0	42.0	50.0	35.0	37.5	20.3	1.2	30	20	175	3.8	31.6	C3D1U556+F0A+++***
60.0	42.0	55.0	40.0	37.5	20.3	1.2	30	20	175	3.5	34.5	C3D1U606+F0A+++***
65.0	42.0	55.0	40.0	37.5	20.3	1.2	30	20	175	3.2	37.3	C3D1U656+F0A+++***
70.0	42.0	55.0	40.0	37.5	20.3	1.2	30	20	175	3.0	40.2	C3D1U706+F0A+++***
75.0	42.0	60.0	45.0	37.5	20.3	1.2	30	20	175	2.8	43.1	C3D1U756+F0A+++***
80.0	42.0	60.0	45.0	37.5	20.3	1.2	30	20	175	2.6	45.9	C3D1U806+F0A+++***
85.0	42.0	60.0	45.0	37.5	20.3	1.2	30	20	175	2.5	48.8	C3D1U856+F0A+++***
40.0	57.0	45.0	25.0	52.5	12.7	1.2	15	36	350	9.8	12.3	C3D1U406+M02+++***
45.0	57.0	45.0	25.0	52.5	12.7	1.2	15	36	350	8.7	13.8	C3D1U456+M02+++***
50.0	57.0	45.0	25.0	52.5	12.7	1.2	15	36	350	7.8	15.4	C3D1U506+M02+++***
55.0	57.0	43.5	29.5	52.5	12.7	1.2	15	36	350	7.1	16.9	C3D1U556+M02+++***
55.0	57.0	43.5	29.5	52.5	20.3	1.2	15	36	350	7.1	16.9	C3D1U556+M0A+++***
60.0	57.0	43.5	29.5	52.5	12.7	1.2	15	36	350	6.5	18.5	C3D1U606+M02+++***
60.0	57.0	43.5	29.5	52.5	20.3	1.2	15	36	350	6.5	18.5	C3D1U606+M0A+++***
65.0	57.0	50.0	35.0	52.5	12.7	1.2	15	36	350	6.0	20.0	C3D1U656+M02+++***
65.0	57.0	50.0	35.0	52.5	<u>20.3</u>	1.2	15	36	350	6.0	20.0	C3D1U656+M0A+++***
70.0	57.0	50.0	35.0	52.5	20.3	1.2	15	36	350	5.6	21.5	C3D1U706+M0A+++***
75.0	57.0	50.0	35.0	52.5	20.3	1.2	15	36	350	5.2	23.1	C3D1U756+M0A+++***
80.0	57.0	50.0	35.0	52.5	20.3	1.2	15	36	350	4.9	24.6	C3D1U806+M0A+++***
85.0	57.0	55.0	45.0	52.5	20.3	1.2	15	36	350	4.8	25.1	C3D1U856+M0A+++***
90.0	57.0	55.0	45.0	52.5	20.3	1.2	15	36	350	4.6	25.8	C3D1U906+M0A+++***
95.0	57.0	55.0	45.0	52.5	20.3	1.2	15	36	350	4.4	27.3	C3D1U956+M0A+++***
100.0	57.0	55.0	45.0	52.5	20.3	1.2	15	36	350	4.2	28.7	C3D1U107+M0A+++***
110.0	57.0	55.0	45.0	52.5	20.3	1.2	15	36	350	3.8	31.6	C3D1U117+M0A+++***
120.0	57.0	65.0	45.0	52.5	20.3	1.2	15	36	350	3.5	34.5	C3D1U127+M0A+++***
130.0	57.0	65.0	45.0	52.5	20.3	1.2	15	36	350	3.2	37.3	C3D1U137+M0A+++***
140.0	57.0	65.0	45.0	52.5	20.3	1.2	15	36	350	3.0	40.2	C3D1U147+M0A+++***

U <sub>N,70℃</sub> : 800Vdc, U <sub>N,85℃</sub> : 700Vdc												
C <sub>N</sub> (μF)	W ±1.0	H ±1.0	T ±1.0	P ±0.5	b ±0.5	d ±0.05	dV/dt (V/μs)	tgδ×(10 <sup>-4</sup> )		ESR @10kHz (mΩ)	I <sub>max</sub> (A)	Part number
								1kHz	10kHz			
2.0	32.0	18.0	9.0	27.5	-	0.8	65	<u>10</u>	95	45.4	2.9	C3D2K205+B00+++***
3.0	32.0	20.0	11.0	27.5	-	0.8	65	10	95	30.3	4.4	C3D2K305+B00+++***
3.3	32.0	30.0	16.0	27.5	-	0.8	65	10	95	18.8	7.0	C3D2K335+B00+++***
4.0	32.0	25.0	13.0	27.5	-	0.8	65	10	95	22.7	5.8	C3D2K405+B00+++***
5.0	32.0	24.5	15.0	27.5	-	0.8	65	10	95	18.2	7.3	C3D2K505+B00+++***
6.0	32.0	30.0	16.0	27.5	-	0.8	65	10	95	15.1	8.7	C3D2K605+B00+++***
7.0	32.0	30.0	16.0	27.5	-	0.8	65	10	95	13.0	10.2	C3D2K705+B00+++***
8.0	32.0	33.0	18.0	27.5	-	0.8	65	10	95	12.5	10.5	C3D2K805+B00+++***
8.0	32.0	33.0	18.0	27.5	10.2	0.8	65	10	95	11.3	11.6	C3D2K805+B0B+++***
9.0	32.0	33.0	18.0	27.5	-	0.8	65	10	95	11.1	11.8	C3D2K905+B00+++***
9.0	32.0	33.0	18.0	27.5	10.2	0.8	65	10	95	10.1	13.1	C3D2K905+B0B+++***
10.0	32.0	37.0	22.0	27.5	-	0.8	65	10	95	11.0	12.0	C3D2K106+B00+++***



## ■ 技术参数 Technical data (mm)

U <sub>N,70°C</sub> : 800Vdc, U <sub>N,85°C</sub> : 700Vdc												
C <sub>N</sub> (μF)	W ±1.0	H ±1.0	T ±1.0	P ±0.5	b ±0.5	d ±0.05	dV/dt (V/μs)	tgδ × (10 <sup>-4</sup> )		ESR @10kHz (mΩ)	I <sub>max</sub> (A)	Part number
								1kHz	10kHz			
10.0	32.0	37.0	22.0	27.5	10.2	0.8	65	10	95	9.1	14.5	C3D2K106+B0B+++***
11.0	32.0	37.0	22.0	27.5	-	0.8	65	10	95	10.0	12.0	C3D2K116+B00+++***
11.0	32.0	37.0	22.0	27.5	10.2	0.8	65	10	95	8.3	16.0	C3D2K116+B0B+++***
12.0	32.0	37.0	22.0	27.5	-	0.8	65	10	95	9.3	12.0	C3D2K126+B00+++***
12.0	32.0	37.0	22.0	27.5	10.2	0.8	65	10	95	7.6	16.0	C3D2K126+B0B+++***
13.0	32.0	37.0	22.0	27.5	-	0.8	65	10	95	8.8	12.0	C3D2K136+B00+++***
13.0	32.0	37.0	22.0	27.5	12.7	0.8	65	10	95	8.1	16.2	C3D2K136+B02+++***
14.0	32.0	37.0	22.0	27.5	-	0.8	65	10	95	8.2	12.0	C3D2K146+B00+++***
14.0	32.0	37.0	22.0	27.5	12.7	0.8	65	10	95	7.6	17.5	C3D2K146+B02+++***
8.0	41.0	30.0	16.0	37.5	-	1.0	30	18	160	22.3	5.4	C3D2K805+F00+++***
9.0	41.0	30.0	16.0	37.5	-	1.0	30	18	160	19.8	6.1	C3D2K905+F00+++***
10.0	41.0	33.5	18.5	37.5	-	1.0	30	18	160	17.8	6.7	C3D2K106+F00+++***
12.0	41.0	33.5	18.5	37.5	-	1.0	30	18	160	14.9	8.1	C3D2K126+F00+++***
15.0	42.0	40.0	20.0	37.5	10.2	1.0	30	18	160	11.9	10.1	C3D2K156+F0B+++***
20.0	42.0	44.0	24.0	37.5	12.7	1.0	30	18	160	8.9	13.5	C3D2K206+F02+++***
25.0	42.0	44.0	24.0	37.5	12.7	1.0	30	18	160	7.1	16.8	C3D2K256+F02+++***
30.0	42.0	45.0	30.0	37.5	12.7	1.2	30	18	160	5.9	20.2	C3D2K306+F02+++***
30.0	42.0	45.0	30.0	37.5	20.3	1.2	30	18	160	5.9	20.2	C3D2K306+F0A+++***
35.0	42.0	50.0	35.0	37.5	20.3	1.2	30	18	160	5.5	22.0	C3D2K356+F0A+++***
40.0	42.0	50.0	35.0	37.5	20.3	1.2	30	18	160	4.8	25.1	C3D2K406+F0A+++***
45.0	42.0	55.0	40.0	37.5	20.3	1.2	30	18	160	4.2	28.3	C3D2K456+F0A+++***
50.0	42.0	55.0	40.0	37.5	20.3	1.2	30	18	160	3.8	31.4	C3D2K506+F0A+++***
55.0	42.0	60.0	45.0	37.5	20.3	1.2	30	18	160	3.5	34.5	C3D2K556+F0A+++***
60.0	42.0	60.0	45.0	37.5	20.3	1.2	30	18	160	3.2	37.7	C3D2K606+F0A+++***
65.0	42.0	60.0	45.0	37.5	20.3	1.2	30	18	160	2.9	40.8	C3D2K656+F0A+++***
25.0	57.0	45.0	25.0	52.5	12.7	1.2	15	33	320	14.3	8.4	C3D2K256+M02+++***
30.0	57.0	45.0	25.0	52.5	12.7	1.2	15	33	320	11.9	10.1	C3D2K306+M02+++***
35.0	57.0	45.0	25.0	52.5	12.7	1.2	15	33	320	10.2	11.8	C3D2K356+M02+++***
40.0	57.0	43.5	29.5	52.5	12.7	1.2	15	33	320	8.9	13.5	C3D2K406+M02+++***
40.0	57.0	43.5	29.5	52.5	20.3	1.2	15	33	320	8.9	13.5	C3D2K406+M0A+++***
45.0	57.0	43.5	29.5	52.5	12.7	1.2	15	33	320	7.9	15.1	C3D2K456+M02+++***
45.0	57.0	43.5	29.5	52.5	20.3	1.2	15	33	320	7.9	15.1	C3D2K456+M0A+++***
50.0	57.0	50.0	35.0	52.5	12.7	1.2	15	33	320	7.1	16.8	C3D2K506+M02+++***
50.0	57.0	50.0	35.0	52.5	20.3	1.2	15	33	320	7.1	16.8	C3D2K506+M0A+++***
55.0	57.0	50.0	35.0	52.5	20.3	1.2	15	33	320	6.5	18.5	C3D2K556+M0A+++***
60.0	57.0	50.0	35.0	52.5	20.3	1.2	15	33	320	5.9	20.2	C3D2K606+M0A+++***
65.0	57.0	55.0	45.0	52.5	20.3	1.2	15	33	320	5.5	21.9	C3D2K656+M0A+++***
70.0	57.0	55.0	45.0	52.5	20.3	1.2	15	33	320	5.1	23.6	C3D2K706+M0A+++***
75.0	57.0	55.0	45.0	52.5	20.3	1.2	15	33	320	4.8	25.2	C3D2K756+M0A+++***
80.0	57.0	55.0	45.0	52.5	20.3	1.2	15	33	320	4.6	25.9	C3D2K806+M0A+++***
85.0	57.0	55.0	45.0	52.5	20.3	1.2	15	33	320	4.5	26.7	C3D2K856+M0A+++***
90.0	57.0	55.0	45.0	52.5	20.3	1.2	15	33	320	4.2	28.3	C3D2K906+M0A+++***
95.0	57.0	65.0	45.0	52.5	20.3	1.2	15	33	320	4.0	29.8	C3D2K956+M0A+++***
100.0	57.0	65.0	45.0	52.5	20.3	1.2	15	33	320	3.8	31.4	C3D2K107+M0A+++***
110.0	57.0	65.0	45.0	52.5	20.3	1.2	15	33	320	3.5	34.5	C3D2K117+M0A+++***




# C3D

■ 技术参数 Technical data (mm)

U <sub>N,70℃</sub> : 900Vdc, U <sub>N,85℃</sub> : 760Vdc												
C <sub>N</sub> (μF)	W ±1.0	H ±1.0	T ±1.0	P ±0.5	b ±0.5	d ±0.05	dV/dt (V/μs)	tgδ×(10 <sup>-4</sup> )		ESR @10kHz (mΩ)	I <sub>max</sub> (A)	Part number
								1kHz	10kHz			
1.0	32.0	18.0	9.0	27.5	-	0.8	70	9	90	86.0	1.5	C3D1X105+B00+++***
2.0	32.0	20.0	11.0	27.5	-	0.8	70	9	90	43.0	3.1	C3D1X205+B00+++***
3.0	32.0	22.0	13.0	27.5	-	0.8	70	9	90	28.7	4.6	C3D1X305+B00+++***
4.0	32.0	24.5	15.0	27.5	-	0.8	70	9	90	21.5	6.1	C3D1X405+B00+++***
5.0	32.0	30.0	16.0	27.5	-	0.8	70	9	90	17.2	7.7	C3D1X505+B00+++***
6.0	32.0	33.0	18.0	27.5	-	0.8	70	9	90	18.0	6.9	C3D1X605+B00+++***
6.0	32.0	33.0	18.0	27.5	10.2	0.8	70	9	90	14.3	9.2	C3D1X605+B0B+++***
7.0	32.0	33.0	18.0	27.5	-	0.8	70	9	90	13.0	10.2	C3D1X705+B00+++***
7.0	32.0	33.0	18.0	27.5	10.2	0.8	70	9	90	12.3	10.7	C3D1X705+B0B+++***
8.0	32.0	37.0	22.0	27.5	-	0.8	70	9	90	11.5	11.4	C3D1X805+B00+++***
8.0	32.0	37.0	22.0	27.5	10.2	0.8	70	9	90	10.7	12.3	C3D1X805+B0B+++***
9.0	32.0	37.0	22.0	27.5	-	0.8	70	9	90	10.4	12.0	C3D1X905+B00+++***
9.0	32.0	37.0	22.0	27.5	12.7	0.8	70	9	90	9.6	13.8	C3D1X905+B02+++***
10.0	32.0	37.0	22.0	27.5	-	0.8	70	9	90	12.0	12.2	C3D1X106+B00+++***
10.0	32.0	37.0	22.0	27.5	12.7	0.8	70	9	90	8.6	15.4	C3D1X106+B02+++***
4.7	41.0	26.0	15.0	37.5	-	1.0	35	17	150	35.6	3.4	C3D1X475+F00+++***
5.0	41.0	30.0	16.0	37.5	-	1.0	35	17	150	33.4	3.6	C3D1X505+F00+++***
6.0	41.0	30.0	16.0	37.5	-	1.0	35	17	150	27.9	4.3	C3D1X605+F00+++***
7.0	41.0	30.0	16.0	37.5	-	1.0	35	17	150	23.9	5.0	C3D1X705+F00+++***
8.0	41.0	33.0	18.0	37.5	-	1.0	35	17	150	20.9	5.7	C3D1X805+F00+++***
10.0	42.0	40.0	20.0	37.5	10.2	1.0	35	17	150	16.7	7.2	C3D1X106+F0B+++***
12.0	41.0	37.0	22.0	37.5	10.2	1.0	35	17	150	13.9	8.6	C3D1X126+F0B+++***
15.0	42.0	44.0	24.0	37.5	12.7	1.0	35	17	150	11.1	10.8	C3D1X156+F02+++***
18.0	42.0	44.0	24.0	37.5	12.7	1.0	35	17	150	9.3	12.9	C3D1X186+F02+++***
20.0	42.0	44.0	24.0	37.5	12.7	1.0	35	17	150	8.4	14.4	C3D1X206+F02+++***
25.0	42.0	45.0	30.0	37.5	12.7	1.2	35	17	150	6.7	17.9	C3D1X256+F02+++***
25.0	42.0	45.0	30.0	37.5	20.3	1.2	35	17	150	6.7	17.9	C3D1X256+F0A+++***
30.0	42.0	50.0	35.0	37.5	20.3	1.2	35	17	150	5.6	21.5	C3D1X306+F0A+++***
35.0	42.0	55.0	40.0	37.5	20.3	1.2	35	17	150	5.1	23.4	C3D1X356+F0A+++***
40.0	42.0	55.0	40.0	37.5	20.3	1.2	35	17	150	4.5	26.8	C3D1X406+F0A+++***
45.0	42.0	60.0	45.0	37.5	20.3	1.2	35	17	150	4.0	30.1	C3D1X456+F0A+++***
50.0	42.0	60.0	45.0	37.5	20.3	1.2	35	17	150	3.6	33.5	C3D1X506+F0A+++***
15.0	57.0	45.0	25.0	52.5	10.2	1.2	15	31	300	22.3	5.4	C3D1X156+M0B+++***
20.0	57.0	45.0	25.0	52.5	12.7	1.2	15	31	300	16.7	7.2	C3D1X206+M02+++***
25.0	57.0	45.0	25.0	52.5	12.7	1.2	15	31	300	13.4	9.0	C3D1X256+M02+++***
30.0	57.0	43.5	29.5	52.5	12.7	1.2	15	31	300	11.1	10.8	C3D1X306+M02+++***
30.0	57.0	43.5	29.5	52.5	20.3	1.2	15	31	300	11.1	10.8	C3D1X306+M0A+++***
35.0	57.0	43.5	29.5	52.5	12.7	1.2	15	31	300	9.6	12.6	C3D1X356+M02+++***
35.0	57.0	43.5	29.5	52.5	20.3	1.2	15	31	300	9.6	12.6	C3D1X356+M0A+++***
40.0	57.0	50.0	35.0	52.5	20.3	1.2	15	31	300	8.4	14.4	C3D1X406+M0A+++***
45.0	57.0	50.0	35.0	52.5	20.3	1.2	15	31	300	7.4	16.1	C3D1X456+M0A+++***
50.0	57.0	50.0	35.0	52.5	20.3	1.2	15	31	300	6.7	17.9	C3D1X506+M0A+++***
55.0	57.0	55.0	45.0	52.5	20.3	1.2	15	31	300	6.1	19.7	C3D1X556+M0A+++***
60.0	57.0	55.0	45.0	52.5	20.3	1.2	15	31	300	5.6	21.5	C3D1X606+M0A+++***
65.0	57.0	55.0	45.0	52.5	20.3	1.2	15	31	300	5.1	23.3	C3D1X656+M0A+++***






# C3D

## ■ 技术参数 Technical data (mm)

U <sub>N,70℃</sub> : 900Vdc, U <sub>N,85℃</sub> : 760Vdc												
C <sub>N</sub> (μF)	W ±1.0	H ±1.0	T ±1.0	P ±0.5	b ±0.5	d ±0.05	dV/dt (V/μs)	tgδ × (10 <sup>-4</sup> )		ESR @10kHz (mΩ)	I <sub>max</sub> (A)	Part number
								1kHz	10kHz			
70.0	57.0	65.0	45.0	52.5	20.3	1.2	15	31	300	4.8	25.1	C3D1X706+M0A+++***
75.0	57.0	65.0	45.0	52.5	20.3	1.2	15	31	300	4.7	25.7	C3D1X756+M0A+++***
80.0	57.0	65.0	45.0	52.5	20.3	1.2	15	31	300	4.5	26.8	C3D1X806+M0A+++***
85.0	57.0	65.0	45.0	52.5	20.3	1.2	15	31	300	4.2	28.5	C3D1X856+M0A+++***

U <sub>N,70℃</sub> : 1 000Vdc, U <sub>N,85℃</sub> : 850Vdc												
C <sub>N</sub> (μF)	W ±1.0	H ±1.0	T ±1.0	P ±0.5	b ±0.5	d ±0.05	dV/dt (V/μs)	tgδ × (10 <sup>-4</sup> )		ESR @10kHz (mΩ)	I <sub>max</sub> (A)	Part number
								1kHz	10kHz			
1.0	32.0	18.0	9.0	27.5	-	0.8	75	8	80	76.4	1.7	C3D3A105+B00+++***
2.0	32.0	22.0	13.0	27.5	-	0.8	75	8	80	38.2	3.5	C3D3A205+B00+++***
3.0	32.0	24.5	15.0	27.5	-	0.8	75	8	80	25.5	5.2	C3D3A305+B00+++***
4.0	32.0	30.0	16.0	27.5	-	0.8	75	8	80	19.1	6.9	C3D3A405+B00+++***
5.0	32.0	33.0	18.0	27.5	-	0.8	75	8	80	15.3	8.6	C3D3A505+B00+++***
6.0	32.0	33.0	18.0	27.5	-	0.8	75	8	80	14.9	8.9	C3D3A605+B00+++***
6.0	32.0	33.0	18.0	27.5	10.2	0.8	75	8	80	13.7	9.6	C3D3A605+B0B+++***
7.0	32.0	37.0	22.0	27.5	-	0.8	75	8	80	14.5	9.4	C3D3A705+B00+++***
7.0	32.0	37.0	22.0	27.5	12.7	0.8	75	8	80	11.4	11.6	C3D3A705+B02+++***
8.0	32.0	37.0	22.0	27.5	-	0.8	75	8	80	13.0	10.8	C3D3A805+B00+++***
8.0	32.0	37.0	22.0	27.5	12.7	0.8	75	8	80	10.0	13.3	C3D3A805+B02+++***
5.0	41.0	30.0	16.0	37.5	-	1.0	37	15	140	31.2	3.8	C3D3A505+F00+++***
6.0	41.0	30.0	16.0	37.5	-	1.0	37	15	140	26.0	4.6	C3D3A605+F00+++***
7.0	41.0	33.0	18.0	37.5	-	1.0	37	15	140	22.3	5.4	C3D3A705+F00+++***
8.0	41.0	33.0	18.0	37.5	-	1.0	37	15	140	19.5	6.2	C3D3A805+F00+++***
10.0	42.0	40.0	20.0	37.5	10.2	1.0	37	15	140	15.6	7.7	C3D3A106+F0B+++***
12.0	41.0	37.0	22.0	37.5	12.7	1.0	37	15	140	13.0	9.2	C3D3A126+F02+++***
12.0	41.0	37.0	22.0	37.5	-	1.0	37	15	140	15.0	8.0	C3D3A126+F00+++***
15.0	42.0	44.0	24.0	37.5	12.7	1.0	37	15	140	10.4	11.5	C3D3A156+F02+++***
18.0	42.0	45.0	30.0	37.5	12.7	1.2	37	15	140	8.7	13.8	C3D3A186+F02+++***
18.0	42.0	45.0	30.0	37.5	20.3	1.2	37	15	140	8.7	13.8	C3D3A186+F0A+++***
20.0	42.0	45.0	30.0	37.5	12.7	1.2	37	15	140	7.8	15.4	C3D3A206+F02+++***
20.0	42.0	45.0	30.0	37.5	20.3	1.2	37	15	140	7.8	15.4	C3D3A206+F0A+++***
25.0	42.0	50.0	35.0	37.5	20.3	1.2	37	15	140	6.2	19.2	C3D3A256+F0A+++***
30.0	42.0	55.0	40.0	37.5	20.3	1.2	37	15	140	5.2	23.1	C3D3A306+F0A+++***
35.0	42.0	55.0	40.0	37.5	20.3	1.2	37	15	140	4.8	25.1	C3D3A356+F0A+++***
40.0	42.0	60.0	45.0	37.5	20.3	1.2	37	15	140	4.2	28.7	C3D3A406+F0A+++***
15.0	57.0	45.0	25.0	52.5	12.7	1.2	17	28	280	20.8	5.8	C3D3A156+M02+++***
20.0	57.0	45.0	25.0	52.5	12.7	1.2	17	28	280	15.6	7.7	C3D3A206+M02+++***
25.0	57.0	45.0	25.0	52.5	12.7	1.2	17	28	280	12.5	9.6	C3D3A256+M02+++***
30.0	57.0	43.5	29.5	52.5	12.7	1.2	17	28	280	10.4	11.5	C3D3A306KM02+++***
30.0	57.0	43.5	29.5	52.5	20.3	1.2	17	28	280	10.4	11.5	C3D3A306KM0A+++***
30.0	57.0	45.0	30.0	52.5	12.7	1.2	17	28	280	10.4	11.5	C3D3A306JM02+++***
30.0	57.0	45.0	30.0	52.5	20.3	1.2	17	28	280	10.4	11.5	C3D3A306JM0A+++***
35.0	57.0	50.0	35.0	52.5	20.3	1.2	17	28	280	8.9	13.5	C3D3A356+M0A+++***
40.0	57.0	50.0	35.0	52.5	20.3	1.2	17	28	280	7.8	15.4	C3D3A406+M0A+++***
45.0	57.0	55.0	45.0	52.5	20.3	1.2	17	28	280	6.9	17.3	C3D3A456+M0A+++***




# C3D

## ■ 技术参数 Technical data (mm)

U <sub>N,70℃</sub> : 1 000Vdc, U <sub>N,85℃</sub> : 850Vdc												
C <sub>N</sub> (μF)	W ±1.0	H ±1.0	T ±1.0	P ±0.5	b ±0.5	d ±0.05	dV/dt (V/μs)	tgδ×(10 <sup>-4</sup> )		ESR @10kHz (mΩ)	I <sub>max</sub> (A)	Part number
								1kHz	10kHz			
50.0	57.0	55.0	45.0	52.5	20.3	1.2	17	28	280	6.2	19.2	C3D3A506+M0A+++***
55.0	57.0	55.0	45.0	52.5	20.3	1.2	17	28	280	5.7	21.1	C3D3A556+M0A+++***
60.0	57.0	65.0	45.0	52.5	20.3	1.2	17	28	280	5.2	23.1	C3D3A606+M0A+++***
65.0	57.0	65.0	45.0	52.5	20.3	1.2	17	28	280	4.8	25.0	C3D3A656+M0A+++***
70.0	57.0	65.0	45.0	52.5	20.3	1.2	17	28	280	4.5	26.9	C3D3A706+M0A+++***

U <sub>N,70℃</sub> : 1 100Vdc, U <sub>N,85℃</sub> : 900Vdc												
C <sub>N</sub> (μF)	W ±1.0	H ±1.0	T ±1.0	P ±0.5	b ±0.5	d ±0.05	dV/dt (V/μs)	tgδ×(10 <sup>-4</sup> )		ESR @10kHz (mΩ)	I <sub>max</sub> (A)	Part number
								1kHz	10kHz			
0.68	32.0	20.0	11.0	27.5	-	0.8	80	8	70	80.0	1.7	C3D1M684+B00+++***
1.0	32.0	20.0	11.0	27.5	-	0.8	80	8	70	59.4	2.2	C3D1M105+B00+++***
1.5	32.0	22.0	13.0	27.5	-	0.8	80	8	70	55.7	2.4	C3D1M155+B00+++***
2.0	32.0	25.0	13.0	27.5	-	0.8	80	8	70	27.9	4.7	C3D1M205+B00+++***
3.0	32.0	30.0	16.0	27.5	-	0.8	80	8	70	20.4	6.5	C3D1M305+B00+++***
4.0	32.0	33.0	18.0	27.5	-	0.8	80	8	70	15.3	8.6	C3D1M405+B00+++***
5.0	32.0	37.0	22.0	27.5	-	0.8	80	8	70	14.0	9.8	C3D1M505+B00+++***
5.0	32.0	37.0	22.0	27.5	10.2	0.8	80	8	70	12.3	10.8	C3D1M505+B0B+++***
6.0	32.0	37.0	22.0	27.5	-	0.8	80	8	70	12.3	10.8	C3D1M605+B00+++***
6.0	32.0	37.0	22.0	27.5	10.2	0.8	80	8	70	10.2	12.9	C3D1M605+B0B+++***
3.0	41.0	30.0	16.0	37.5	-	1.0	40	15	130	48.3	2.5	C3D1M305+F00+++***
4.0	41.0	30.0	16.0	37.5	-	1.0	40	15	130	36.2	3.3	C3D1M405+F00+++***
4.7	41.0	33.5	18.5	37.5	10.2	1.0	40	15	130	30.8	3.9	C3D1M475+F0B+++***
5.0	41.0	33.5	18.5	37.5	-	1.0	40	15	130	29.0	4.1	C3D1M505+F00+++***
6.0	41.0	33.5	18.5	37.5	-	1.0	40	15	130	24.2	5.0	C3D1M605+F00+++***
7.0	42.0	40.0	20.0	37.5	10.2	1.0	40	15	130	20.7	5.8	C3D1M705+F0B+++***
8.0	41.0	37.0	22.0	37.5	10.2	1.0	40	15	130	18.1	6.6	C3D1M805+F0B+++***
9.0	41.0	37.0	22.0	37.5	12.7	1.0	40	15	130	16.1	7.5	C3D1M905+F02+++***
10.0	42.0	44.0	24.0	37.5	12.7	1.0	40	15	130	14.5	8.3	C3D1M106+F02+++***
12.0	42.0	44.0	24.0	37.5	12.7	1.0	40	15	130	12.1	9.9	C3D1M126+F02+++***
12.0	42.0	44.0	24.0	37.5	-	1.0	40	15	130	14.0	8.6	C3D1M126+F00+++***
15.0	42.0	45.0	30.0	37.5	12.7	1.2	40	15	130	9.7	12.4	C3D1M156+F02+++***
15.0	42.0	45.0	30.0	37.5	20.3	1.2	40	15	130	9.7	12.4	C3D1M156+F0A+++***
18.0	42.0	50.0	35.0	37.5	20.3	1.2	40	15	130	8.1	14.9	C3D1M186+F0A+++***
20.0	42.0	50.0	35.0	37.5	20.3	1.2	40	15	130	7.2	16.6	C3D1M206+F0A+++***
25.0	42.0	55.0	40.0	37.5	20.3	1.2	40	15	130	5.8	20.7	C3D1M256+F0A+++***
30.0	42.0	60.0	45.0	37.5	20.3	1.2	40	15	130	4.8	24.8	C3D1M306+F0A+++***
15.0	57.0	45.0	25.0	52.5	12.7	1.2	20	27	260	19.3	6.2	C3D1M156+M02+++***
20.0	57.0	43.5	29.5	52.5	12.7	1.2	20	27	260	14.5	8.3	C3D1M206+M02+++***
20.0	57.0	43.5	29.5	52.5	20.3	1.2	20	27	260	14.5	8.3	C3D1M206+M0A+++***
25.0	57.0	50.0	35.0	52.5	20.3	1.2	20	27	260	11.6	10.4	C3D1M256+M0A+++***
30.0	57.0	50.0	35.0	52.5	20.3	1.2	20	27	260	9.7	12.4	C3D1M306+M0A+++***
35.0	57.0	55.0	45.0	52.5	20.3	1.2	20	27	260	8.4	14.3	C3D1M356+M0A+++***
40.0	57.0	55.0	45.0	52.5	20.3	1.2	20	27	260	7.8	15.5	C3D1M406+M0A+++***
45.0	57.0	55.0	45.0	52.5	20.3	1.2	20	27	260	6.9	17.4	C3D1M456+M0A+++***
50.0	57.0	65.0	45.0	52.5	20.3	1.2	20	27	260	6.2	19.3	C3D1M506+M0A+++***
55.0	57.0	65.0	45.0	52.5	20.3	1.2	20	27	260	5.6	21.3	C3D1M556+M0A+++***



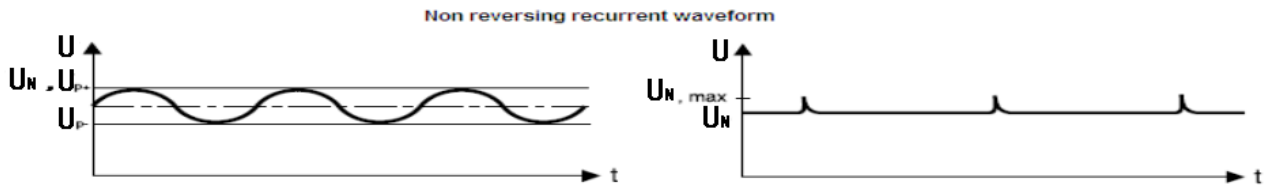
## ■ 技术参数 Technical data (mm)

U <sub>N,70℃</sub> : 1 200Vdc, U <sub>N,85℃</sub> : 1 000Vdc												
C <sub>N</sub> (μF)	W ±1.0	H ±1.0	T ±1.0	P ±0.5	b ±0.5	d ±0.05	dV/dt (V/μs)	tgδ×(10 <sup>-4</sup> )		ESR @10kHz (mΩ)	I <sub>max</sub> (A)	Part number
								1kHz	10kHz			
1.0	32.0	20.0	11.0	27.5	-	0.8	90	7	55	39.5	4.5	C3D3L105+B00+++***
2.0	32.0	24.5	15.0	27.5	-	0.8	90	7	55	26.3	5.0	C3D3L205+B00+++***
3.0	32.0	30.0	16.0	27.5	-	0.8	90	7	55	17.5	7.5	C3D3L305+B00+++***
4.0	32.0	33.0	18.0	27.5	-	0.8	90	7	55	13.9	9.5	C3D3L405+B00+++***
5.0	32.0	37.0	22.0	27.5	-	0.8	90	7	55	12.7	10.4	C3D3L505+B00+++***
5.0	32.0	37.0	22.0	27.5	10.2	0.8	90	7	55	11.1	11.8	C3D3L505+B0B+++***
3.0	41.0	30.0	16.0	37.5	-	1.0	45	13	100	37.2	3.2	C3D3L305+F00+++***
4.0	41.0	30.0	16.0	37.5	-	1.0	45	13	100	27.9	4.3	C3D3L405+F00+++***
5.0	41.0	33.5	18.5	37.5	-	1.0	45	13	100	22.3	5.4	C3D3L505+F00+++***
6.0	42.0	40.0	20.0	37.5	-	1.0	45	13	100	18.6	6.5	C3D3L605+F00+++***
7.0	41.0	37.0	22.0	37.5	10.2	1.0	45	13	100	15.9	7.5	C3D3L705+F0B+++***
8.0	42.0	44.0	24.0	37.5	12.7	1.0	45	13	100	13.9	8.6	C3D3L805+F02+++***
9.0	42.0	44.0	24.0	37.5	12.7	1.0	45	13	100	12.4	9.7	C3D3L905+F02+++***
10.0	42.0	44.0	24.0	37.5	12.7	1.0	45	13	100	11.1	10.8	C3D3L106+F02+++***
12.0	42.0	45.0	30.0	37.5	12.7	1.2	45	13	100	9.3	12.9	C3D3L126+F02+++***
12.0	42.0	45.0	30.0	37.5	20.3	1.2	45	13	100	9.3	12.9	C3D3L126+F0A+++***
15.0	42.0	50.0	35.0	37.5	20.3	1.2	45	13	100	7.4	16.1	C3D3L156+F0A+++***
18.0	42.0	50.0	35.0	37.5	20.3	1.2	45	13	100	6.6	18.1	C3D3L186+F0A+++***
20.0	42.0	55.0	40.0	37.5	20.3	1.2	45	13	100	6.0	20.1	C3D3L206+F0A+++***
25.0	42.0	60.0	45.0	37.5	20.3	1.2	45	13	100	4.8	25.1	C3D3L256+F0A+++***
12.0	57.0	45.0	25.0	52.5	12.7	1.2	23	24	200	19.9	6.0	C3D3L126+M02+++***
15.0	57.0	45.0	25.0	52.5	12.7	1.2	23	24	200	15.9	7.5	C3D3L156+M02+++***
20.0	57.0	43.5	29.5	52.5	12.7	1.2	23	24	200	11.9	10.0	C3D3L206KM02+++***
20.0	57.0	43.5	29.5	52.5	20.3	1.2	23	24	200	11.9	10.0	C3D3L206KM0A+++***
20.0	57.0	45.0	30.0	52.5	12.7	1.2	23	24	200	11.9	10.0	C3D3L206JM02+++***
20.0	57.0	45.0	30.0	52.5	20.3	1.2	23	24	200	11.9	10.0	C3D3L206JM0A+++***
25.0	57.0	50.0	35.0	52.5	20.3	1.2	23	24	200	9.6	12.6	C3D3L256+M0A+++***
30.0	57.0	55.0	45.0	52.5	20.3	1.2	23	24	200	8.0	15.1	C3D3L306+M0A+++***
35.0	57.0	55.0	45.0	52.5	20.3	1.2	23	24	200	6.8	17.6	C3D3L356+M0A+++***
40.0	57.0	65.0	45.0	52.5	20.3	1.2	23	24	200	6.0	20.1	C3D3L406+M0A+++***
45.0	57.0	65.0	45.0	52.5	20.3	1.2	23	24	200	5.3	22.6	C3D3L456+M0A+++***

- 备注: 1. “+”表示容量偏差。  
 2. “+++”表示引线加工和包装代码。  
 3. “\*\*\*”表示内部特征码。  
 4. 当“b=10.0mm”时,第12位代码为“1”;当“b=20.0mm”时,第12位代码为“3”;当“b=15.0mm”时,第12位代码为“4”;  
 5. “I<sub>max</sub>”是在 f=10kHz, Θ<sub>amb</sub>=70℃, ΔΘ<sub>case</sub>=15.0℃的最大电流有效值。

## ■ 典型波形图

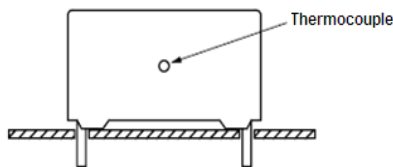
此电容器只能适用于直流场合，施加在该电容器上的电压必须是单向纹波电压。



备注：

- 峰值电压 ( $U_{P+}$ ) 值不能大于直流额定电压( $U_N$ )值；
- 纹波电压峰峰值 ( $U_{P-P}$ ) 不能大于  $0.1 \times (U_N)$ ；
- 表面温升最大不能超过  $15^\circ\text{C}$ 。

## ■ 温升测试示意图



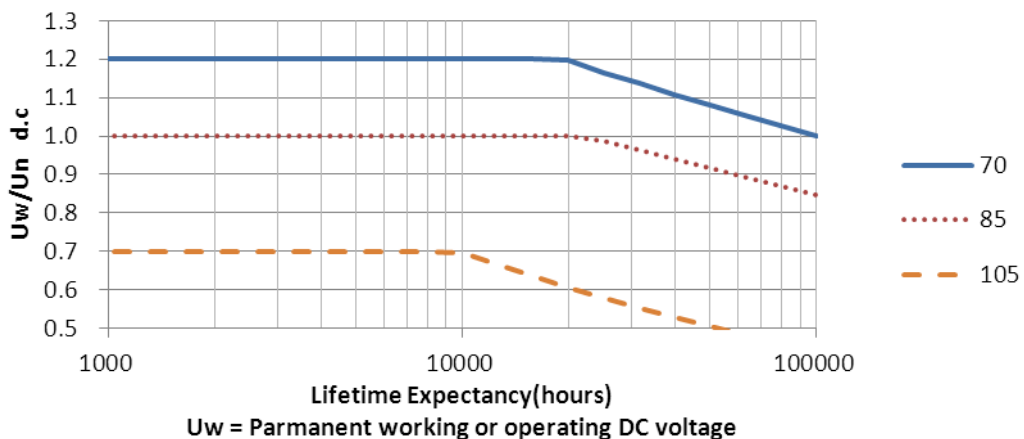
备注：


- $T_{amb}$  为未施加负载时的温度， $T_c$  为施加负载后的表面最高温度；
- 温升  $\Delta T = T_c - T_{amb}$
- 避免热辐射或对流，电容器必须在一个封闭的空间内测试；

## ■ 过电压时间规定

1.1 $U_N$	30% of on-load-dur.
1.15 $U_N$	30min/day
1.2 $U_N$	5min/day
1.3 $U_N$	1min/day
1.5 $U_N$	100ms every time, 1000 times during the whole life of the capacitor


## ■ 预期寿命(典型曲线)






## ■ 测试方法及性能

序号	项目	性能要求	试验方法 IEC 61071
1	外观检查	标志清晰、正确、完整 外形尺寸符合要求	目视 游标卡尺
	初始测量	电容量: 1kHz 损耗角正切: 10kHz	
	引出端强度	外观无可见损伤	拉力试验 $U_{a1}$ $d \leq 0.8\text{mm}$ 10N $0.8\text{mm} < d \leq 1.2\text{mm}$ 20N 弯曲试验 $U_{b1}$ $d \leq 0.8\text{mm}$ 5N $0.8\text{mm} < d \leq 1.2\text{mm}$ 10N $4 \times 90^\circ$ 弯曲 弯曲时间持续 2s~3
	耐焊接热	外观无可见损伤	槽焊法 $T_b$ , 方法 1A 焊槽温度: $260^\circ\text{C} \pm 5^\circ\text{C}$ 浸渍时间: $10\text{s} \pm 1\text{s}$
	最后测量	电容量: $ \Delta C/C  \leq 0.5\%$ $\text{tg}\delta$ 的增加 $\leq 0.005$	
2	初始测量	电容量: 1kHz 损耗角正切: 10kHz	
	振动	外观无可见损伤	频率范围: 从 10Hz~55Hz 振幅: 0.35mm 扫频循环次数: 10 试验程序: 取三个互相垂直的方向, 每个方向持续时间为 10 个频率周波, 每分钟一倍频程, 三个方向总 持续时间: 135min
	碰撞	外观无可见损伤	1 000 次, 加速度 $390\text{m/s}^2$ , 脉冲持续时间: 6ms
3	最后测量	电容量: $ \Delta C/C  \leq 0.5\%$ $\text{tg}\delta$ 的增加 $\leq 0.005$	
	浪涌放电实验		1.1 $U_{\text{NDC}}$ 放电次数: 5 次 时间推移: 每 2 分钟 1 次 (共 10 分钟) 浪涌放电实验 5 分钟后, 加 $1.5U_{\text{NDC}}$ , 60s (室温)
	最后测量	电容量: $ \Delta C/C  \leq 0.5\%$ 损耗角正切: $\text{tg}\delta \leq 1.2 \times \text{tg}\delta_0 + 0.0001$	



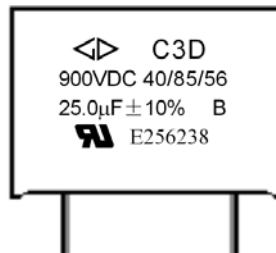
序号	项目	性能要求	试验方法 IEC 61071
4	初始测量	电容量: 1kHz 损耗角正切: 10kHz	
	自愈性		施加电压: $1.5U_N$ 持续时间: 10s 如果在以上时间内自愈性击穿次数 $<5$ 次, 则: 将电压以200V/min的速度升高, 直到发生5次自愈, 或电压达到 $2.5U_N$ ; 如果电压达到 $2.5U_N$ 后, 自愈性击穿次数仍小于5次, 则保持 $2.5U_N$ 的电压10s。
	最后测量	电容量: $ \Delta C/C  \leq 0.5\%$ 损耗角正切: $\text{tg}\delta \leq 1.1 \times \text{tg}\delta_0 + 0.0001$	
5	初始测量	电容量: 1kHz 损耗角正切: 10kHz	
	温度快速变化	外观无可见损伤	$\theta_A = -40^\circ\text{C}$ , $\theta_B = +85^\circ\text{C}$ 5次循环, 持续时间: $t = 30\text{min}$
	最后测量	电容量: $ \Delta C/C  \leq 2.0\%$ 损耗角正切: $\text{tg}\delta$ 的增加 $\leq 0.015$	
6	初始测量	电容量: 1kHz 损耗角正切: 10kHz	
	稳态湿热	外观无可见损伤	温度: $40^\circ\text{C} \pm 2^\circ\text{C}$ 湿度: $93 \pm 3\% \text{RH}$ 持续时间: 56天
	最后测量	极间耐压: 应无永久性击穿、闪络发生;	$1.5U_N$ , 60s
极壳间耐压: 应无永久性击穿、闪络发生;		$2U_N$ (交流) +1 000V <sub>a.c.</sub> 或 2 000V <sub>a.c.</sub> 取大者, 60s	
		电容量: $ \Delta C/C  \leq 2.0\%$ 损耗角正切: $\text{tg}\delta$ 的增加 $\leq 0.015$	
7	初始测量	电容量: 1kHz 损耗角正切: 10kHz	
	热稳定性	在最后6个小时期间, 温升的增加量 $\Delta T < 1^\circ\text{C}$	环境温度: 常温 试验电流: $1.1I_{\text{rms}}$ 测试频率: 10kHz 持续时间: 48h 在最后6h内每隔1.5h测试一下电容器的温度
	最后测量	电容量: $ \Delta C/C  \leq 2.0\%$ 损耗角正切: $\text{tg}\delta \leq 1.2 \times \text{tg}\delta_0 + 0.015$	



# C3D

序号	项目	性能要求	试验方法 IEC 61071
8	初始测量	电容量: 1kHz 损耗角正切: 10kHz	
	耐久性 (见注)		测试顺序: (1) 1.3U <sub>NDC</sub> , 85°C, 500h  (2) 1 000 次充放电: dV/dt 值: 见技术参数表  (3) 1.3U <sub>NDC</sub> , 85°C, 500h
	最后测量	电容量: $ \Delta C/C  \leq 3.0\%$ 损耗角正切: $\text{tg}\delta$ 的增加 $\leq 0.015$	

## 印章

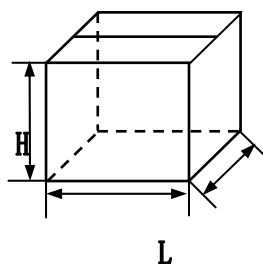


符号说明:

符号	说明	符号	说明	符号	说明
	商标	<b>C3D</b>	产品型号	<b>25.0µF ± 10%</b>	标称电容量及偏差
<b>900VDC</b>	额定电压	<b>40/85/56</b>	气候类别	<b>B</b>	生产年份代码
	UL 认证标志	<b>E256238</b>	文件号		

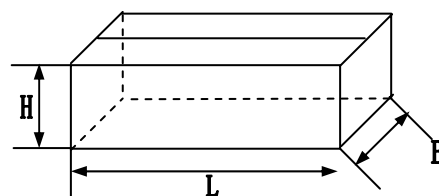
## 包装箱尺寸

1 散装外包装箱尺寸



**L:375mm**  
**B:375mm**  
**H:265mm**

2 内包装箱尺寸



**L:355mm**  
**B:175mm**  
**H:118mm**