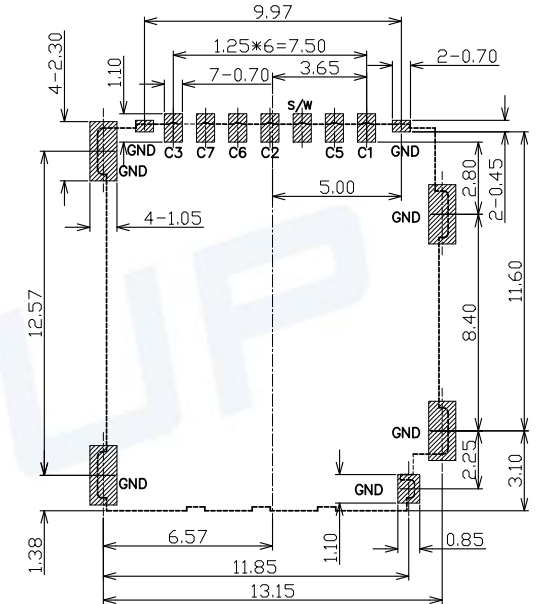
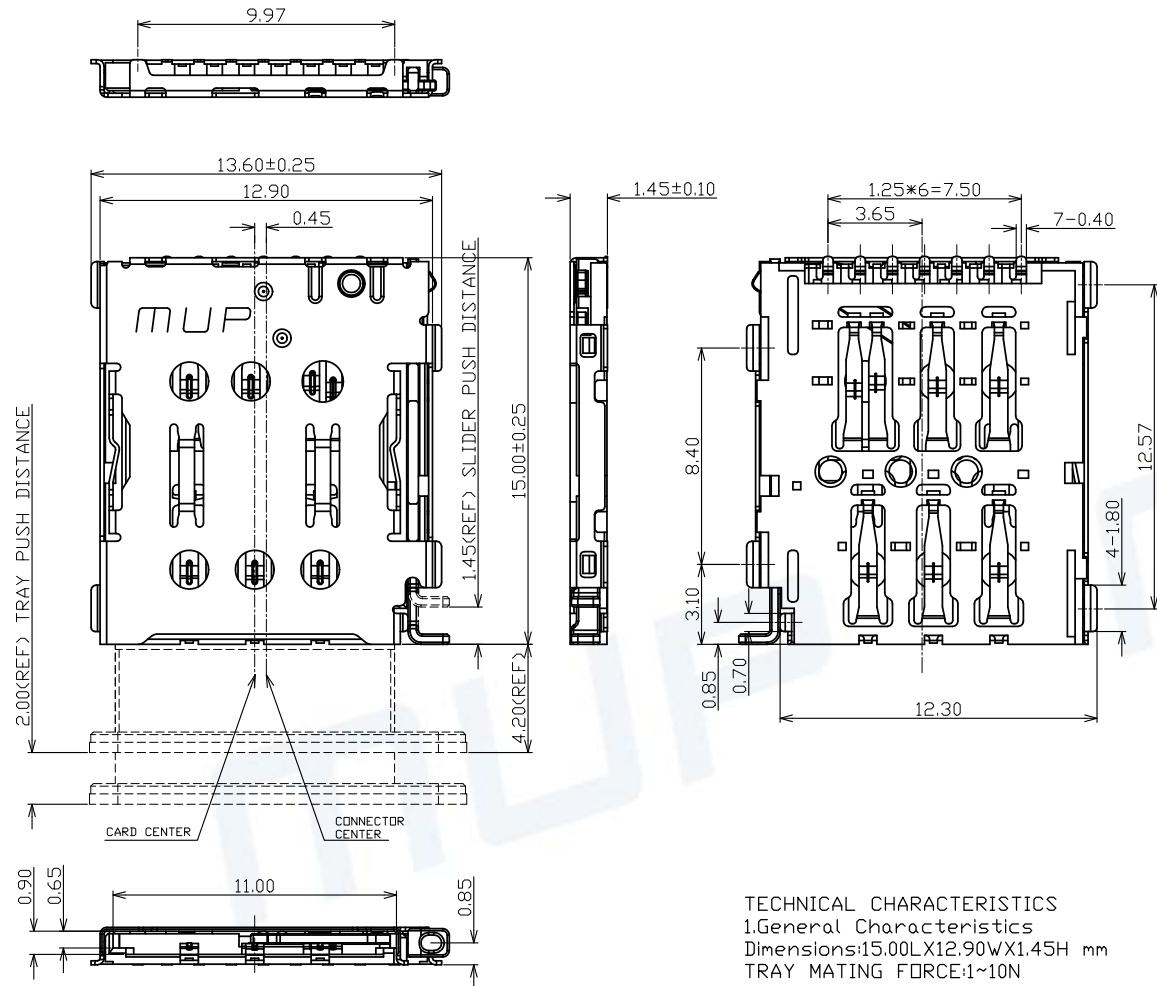


REV.	DESCRIPTION OF REVISIONS	APPR.	DRAW.	RELEASE	DATE
X1	NEW REVISION				HUABO Nov.29.2021
X2					

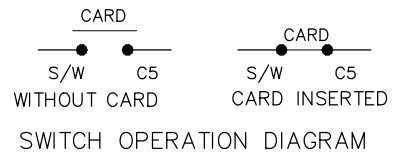


RECOMMENDED P.C.B LAYOUT
COMPONENT SIDE(TOLERANCE ±0.05)

▨ PAD AREA
- - - CONNECTOR OUTLINE

NANO SIM CARD	
Pin No.	ASSIGNMENT
C1	VCC(SUPPLY VOLTAGE)
C2	RST(RESET SIGNAL)
C3	CLK(CLOCK SIGNAL)
SW	DETECTION SWITCH
C5	GND
C6	VPP(VARIABLE SUPPLY VOLTAGE)
C7	I/O(DATA INPUT/OUTPUT)

ELECTRIC FUNCTION	DETECT SWITCH
WITHOUT CARD	OPEN
CARD INSERTED	CLOSED



TECHNICAL CHARACTERISTICS
 1.General Characteristics
 Dimensions:15.00LX12.90WX1.45H mm
 TRAY MATING FORCE:1~10N
 TRAY UNMATING FORCE:1~10N
 Durability:1,500 cycles min.
 2.Electrical Characteristics
 Contact resistance:50mΩ typical,
 150mΩMax
 Insulation resistance:>1000M/500V DC
 3.Solderability
 Vaporphase:215°C, 30sec.Max
 IR reflow:260°C,5sec.Max
 Manual soldering:370°C.3sec.Max
 4.Environmental Characteristics
 Operating temperature:-40°C~+85°C
 Operating humidity:10%~+95%RH

ITEM	PART NAME	Q'TY	MATERIAL	FINISH
1	HOUSING	1	Hi-temp Thermoplastic	Black UL94V-0
2	DATA CONTACT	6	Copper Alloy	Contact area:Gold plated
3	SWITCH	1	Copper Alloy	Contact area:Gold plated
4	SHELL	1	Stainless Steel	Solder area:Gold plated
5	Lever	1	Stainless Steel	
6	Cam	1	Stainless Steel	

Unless otherwise specified, other tolerance are:

MUP MUP INDUSTRIAL CO.,LTD.

X ±0.35	X* ±5°
X.X ±0.25	X.X* ±4°
X.XX ±0.15	X.XX* ±3°
X.XXX ±0.10	X.XXX* ±2°

NAME: **SINGLE NANO-SIM Card Connector**
 MODEL NO: **MUP-C7808-1**
 TYPE: **H1.45mm Normally Open With Card Tray type**

PROJ.	UNIT	SCALE	DRAWN	HUABO Nov.29.2021	DWG NO.:	DWG-MUP-C7808-001	
①	mm	1:1	CHECKED	Henry Nov.29.2021	SHEET	1/1	REVISION
CUSTOMER DRAWING			APPROVAL	Simon Nov.29.2021	X1		

