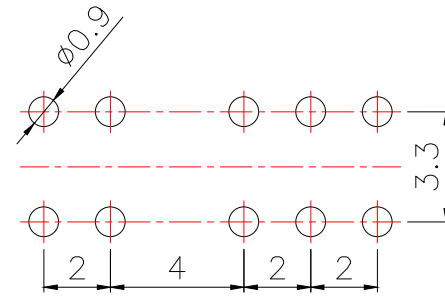
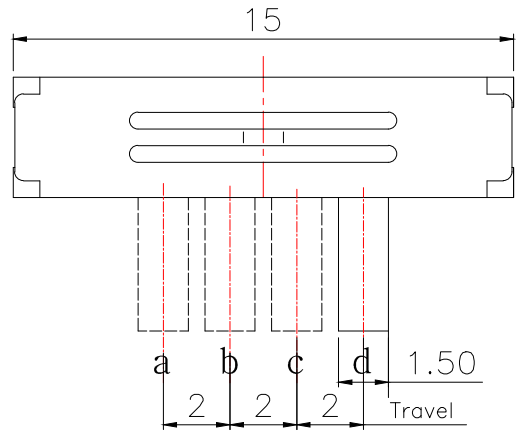
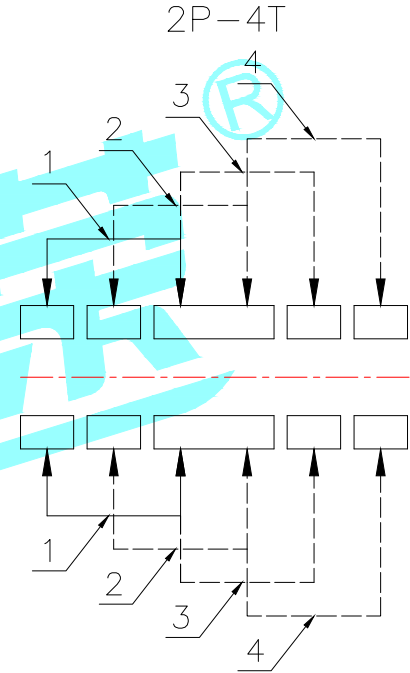


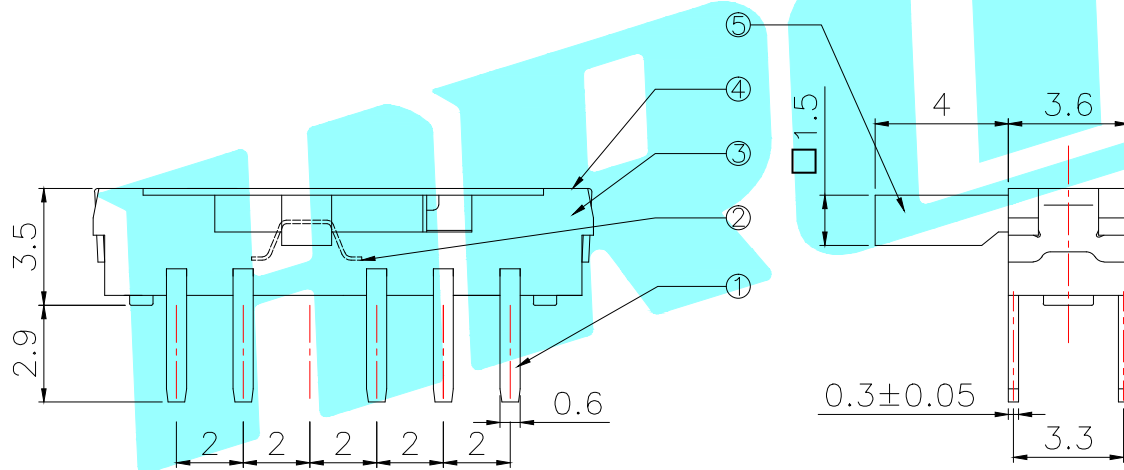
ROHS



P.C.B layout



Schematic(Shorting)



NOTE:  
1. Operating force: 200±50gf

⑤	Knob	—	1	NYLON	Black	—
④	Cover	—	1	SUS	—	—
③	Base	—	1	PA66	Black	—
②	Contact Clip	—	2	PBS C5210R-EH	Ag Clad	—
①	Terminal	—	10	Brass Strip	Ag Plated	—
ITEM	PART NAME	TER'NO.	QTY.	MATERIAL	FINISHING	REMARK

APPROVALS		DATE				
DRAWN	J.X.Zhang	2013/12/16				
CHECKED				PART NO.	K3-2410D-L1	
APPROVALS				UNIT: mm	SCALE: 1:1	PROJ:
TOLERANCES ARE			30~以上	±0.30	ANGLE	DRAWING NO.
			10~30	±0.20		
			5~10	±0.15		
			~ 5	±0.10		
			±2°		SHEET	1 OF 1

_____	A	_____	NEW	_____	_____	_____
ECN NO.	REV.	DATE.	DESCRIPTION.	CHANGE.	CHECK.	APPRO.