

产品参数/Product parameters

额定电流 (Rated current): 50mA @ 12 VDC

寿命实验 (Life Test): 100,000 cycles typical

接触电阻 (Contact Resistance): 100Ω max.

绝缘电阻 (Insulation Resistance): 100MΩ min.

按键行程 (Key stroke): 0.25±0.10mm


驱动力 (Actuation Force): 100gf, 160gf, 260gf

工作温度 (Operating Temperature): -20° C to 70° C

介电强度 (Dielectric Strength): AC 250V 50HZ 1 minute

存储温度 (Storage Temperature): -30° C T0+80° C

最小包装 (Minimum package): 1000PCS (散装)



产品名称 Product name

- ▶ 3*6正接插件
- ▶ 3 * 6 positive press plug-in

产品应用场景 Product application scenario

- ▶ 电子通讯/数码产品/家用电器
- ▶ 外围设备/汽车/医疗设备等.
- ▶ Electronic communication/digital products/household appliance peripherals/AuTomobile/medical equipment, etc

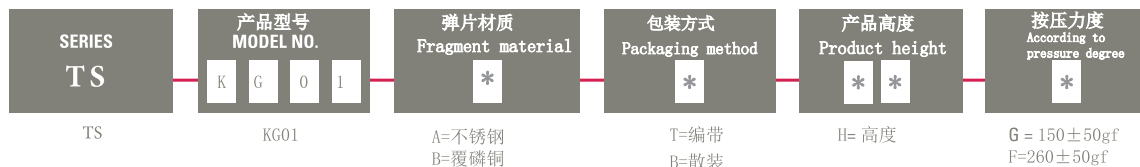
材质/MATERIALS:

No.	名称/NAME	材料/MATERIAL	工艺/Workmanship
①	按钮 Button	Nylon PA66	白色 White
②	盖子 Cover	SPCC	镀镍 Plate with nickel
③	基座 Base	Nylon PA66	白色 White
④	弹片 Shrapnel	F. Ag/SUS	镀银 Plate with silver
⑤	端子 Terminal	Brass	镀银 Plate with silver

产品高度/Product height:

产品高度 (Product height)	
Code	H
43	4.3
45	4.5
50	5.0
70	7.0

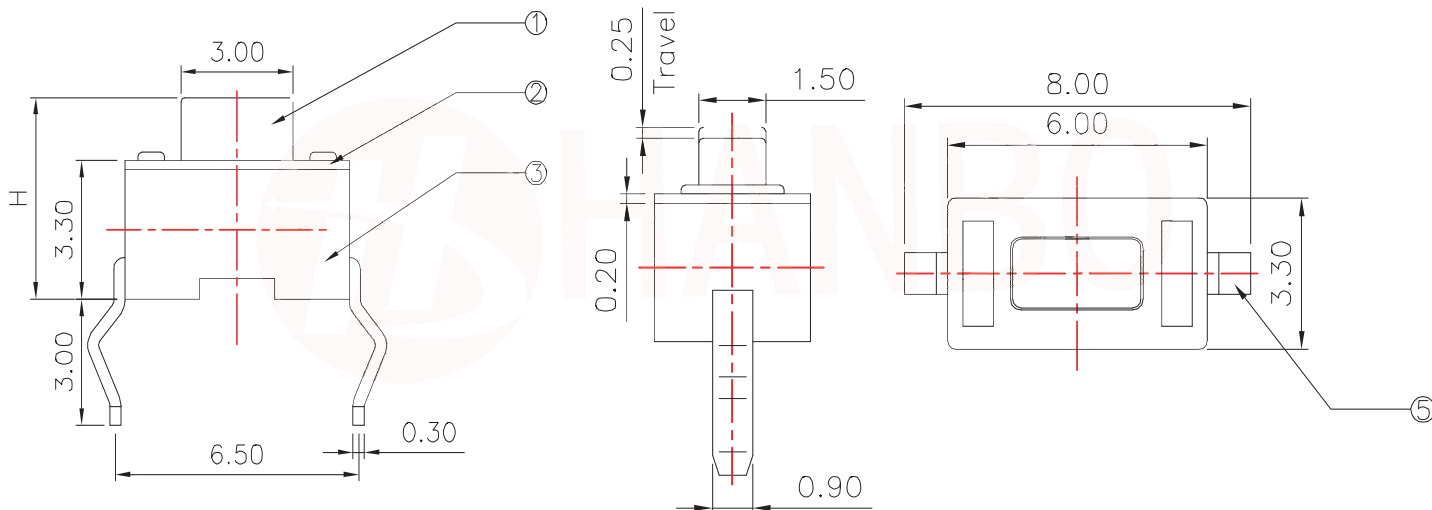
产品编号/Product No

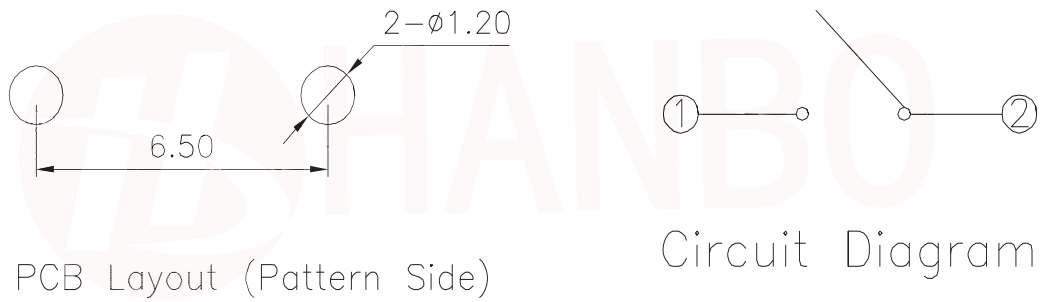


产品订购号示意图/Schematic diagram of product order number

Schematic diagram of product order number: TS-KG01-AB43F

产品外形尺寸图/Outline dimension drawing of product

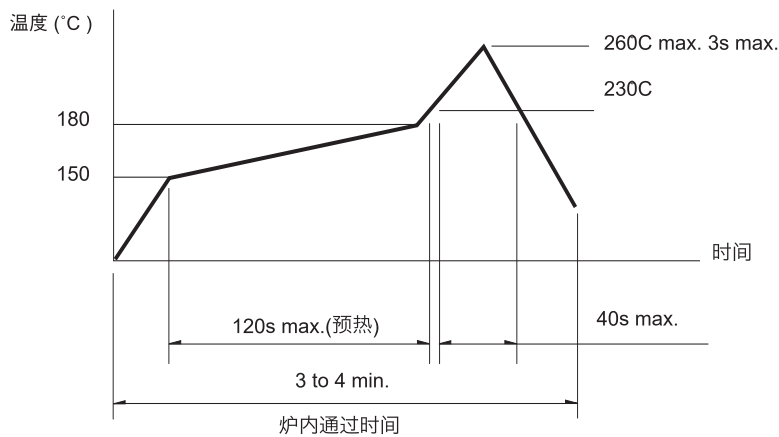




▶ ▶ ▶ 焊接条件/Welding conditions

■ 回流焊时/During reflow soldering

适用于表面贴装型温度分布/Applicable to surface mount temperature distribution



注/notes

- 关于详细条件，请于本公司的产品规格书进行确认。
Please confirm the detailed conditions in our product specification
- 根据贴面焊槽的种类，条件不同结果不同，请事先充分进行确认之后使用。
According to the type of veneer welding groove and different conditions, the results are different. Please fully confirm before using.

■ 自动浸焊式/Automatic dip welding

项目	条件
助焊剂附着量	不附着于零部件贴装面的程度
预热温度	印刷电路板焊接面的周围温度 100°C max.
预热温度时间	60s max.
焊接温度	260°C max.
焊接浸渍时间	5s max.
焊接次数	2 times max.

■ 手焊式/Hand welded

项目	条件
焊接温度	350°C max.
焊接浸渍时间	3s max.
焊剂斗容量	60W max.

注/notes

- 请不要从轻触开关上面浸入助焊剂。
Do not immerse the flux on the touch switch
- 请不要事前在开关端子及印刷电路板的零部件贴装面上涂助焊剂。
Please do not apply flux on the mounting surface of switch terminals and printed circuit board components in advance
- 进行第 2 次焊接时，应在开关回复到常温之后进行。
The second welding shall be carried out after the switch returns to normal temperature.

TACT Switch™
连接器领域专家
让世界连接更清晰