

(Quick Contact Tab)

MAIN FEATURE

1. GU Single contact Form (SPST) series Relay offers switching capacity by 30A in small size for various kinds of applications.
2. PC Board mounting & Quick Contact Terminals available.
3. Flanged Cover can be fixed by screw or by snap-in mounting track.
4. UL Class F insulation available.
5. Comply with RoHS and REACH regulations



CONTACT RATING

Load Type		GU (DM)	GU (DB)	GU (D)	GU (D1)
Rated Load (Resistive)		30A 120VAC	10A 240VAC	NC: 20A 240VAC	NC: 10A 240VAC
		30A 240VAC	10A 30VDC	10A 30VDC	10A 30VDC
		30A 30VDC	-	NO: 30A 240VAC	NO: 20A 240VAC
		-	-	20A 30VDC	20A 30VDC
Contact Capacity	NO	TV-8 120VAC	-	TV-8 120VAC	TV-8 120VAC
		1-1/2HP 240VAC	-	1-1/2HP 240VAC	1-1/2HP 240VAC
	NC	-	1/2HP 240VAC	1/2HP 240VAC	1/2HP 240VAC
Rated Carrying Current		30A	10A	30A	20A
Max. Allowable Voltage		AC 240V	AC 240V	AC 240V	AC 240V
Max. Allowable Current		30A	10A	30A	20A
Max. Allowable Power Force		7,200VA	2,400VA	7,200VA	4,800VA
		900W	300W	600W	600W
Contact Material		Ag Alloy	Ag Alloy	Ag Alloy	Ag Alloy
Contact Form		SPST	SPST	SPDT	SPDT

APPLICATION

Domestic Appliances, Heating, Ventilating and Conditioning System, Car Control Switching Box, General Power Switching Applications

PERFORMANCE (AT INITIAL VALUE)

- Contact Resistance 100mΩMax. @1A,6VDC
- Operate Time..... 15 mSec. Max.
- Release Time 10 mSec. Max.
- Dielectric Strength:
 - Between Coil & Contact..... 1,500VAC at 50/60 Hz for one minute
 - Between Contacts 1,500VAC at 50/60 Hz for one minute
- Insulation Resistance 100 MegaΩ Min. at 500VDC
- Max. On/Off Switching:
 - Electrical 6 Cycles per Minute
 - Mechanical..... 300 Cycles per Minute
- Temperature Range -25~+55°C
- Humidity Range 45~85% RH.

- Coil Temperature Rise 60°C Max.
- Vibration:
 - Destruction 10 to 55 to 10 Hz, 0.75 mm single amplitude (1.5mm double amplitude)
 - Malfunction 10 to 55 to 10 Hz, 0.75 mm single amplitude (1.5mm double amplitude)
- Shock:
 - Destruction 1,000 m/S²
 - Malfunction 50 m/S²
- Life Expectancy:
 - Mechanical 10⁷ Operations at No Load condition
 - Electrical 10⁵ Operations at Resistive Load
- Weight About DMF : 34.0g
DMFS : 34.6g
DMQ : 32.6g

SAFETY STANDARD & FILE NUMBER

- UL & C-UL E141060
- TÜV (12/24DMQ only)..... R2057813

(Quick Contact Tab)

COIL SPECIFICATION (AT 20°C)

Coil Sensitivity	Nominal Voltage (VDC)	Nominal Current (mA)	Coil Resistance (Ω±10%)	Power Consumption (W)	Pull-In Voltage (VDC)	Drop-Out Voltage (VDC)	Maximum Allowable Voltage (VDC)
GU	5	185	27	Abt. 0.93	80% Maximum	5% Minimum	150% (for short time carrying current)
	6	150	40				
	9	93	97				
	12	77	155				
	15	59	255				
	18	47	380				
	24	36	660				
	36	25.8	1,390				
	48	19.4	2,480				
	110	8.5	13,000				

ORDERING INFORMATION

GU - SS - 1 12 D M F S CF 1	Load rated:	Nil: NO:30A/NC:20A 1: NO:20A/NC:10A
	Insulation System:	Nil: Standard Class CF: Class F
	Case Type:	Nil: Standard S: With Flanged Case
	Terminal Type:	F: Both PCB Terminal & Quick Connect Tabs (Case height: 28.0mm) Q: Both PCB Terminal & Quick Contact Tabs (Case height: 21.0mm)
	Contact Form:	Nil: One Form C M: One Form A B: One Form B D: Standard DC
	Coil Type:	
	Coil Voltage:	05: 5V, 06: 6V, 09: 9V, 12: 12V, 15: 15V 18: 18V, 24: 24V, 36: 36V, 48: 48V, 110: 110V
	Number of Pole:	1: One Pole
	Type of Sealing:	SS: RT II Flux Proofed GU (Quick Contact Tab)

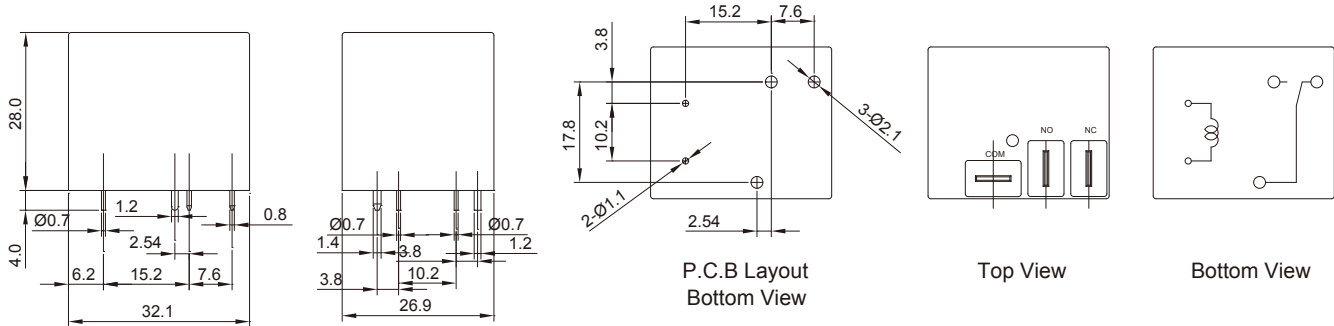
CLASSIFICATION

Model	GU (Q-C-T)					
Terminal Type	F: PCB terminal & Quick Contact Tabs Case Height: 28mm			Q: PCB terminal & Quick Contact Tabs Case Height: 21mm		
Case Type	Nil: Standard Case / S: With Flanged Case			Nil: Standard Case		
Insulation	Nil: Standard Class / CF: Class F			Nil: Standard Class / CF: Class F		
Contact Form	1C	1A	1B	1C	1A	1B
Flux Proofed	GU-SS-1□□DF(S)(CF)(1)	GU-SS-1□□DMF(S)(CF)	GU-SS-1□□DBF(S)(CF)	GU-SS-1□□DQ(CF)(1)	GU-SS-1□□DMQ(CF)	GU-SS-1□□DBQ(CF)

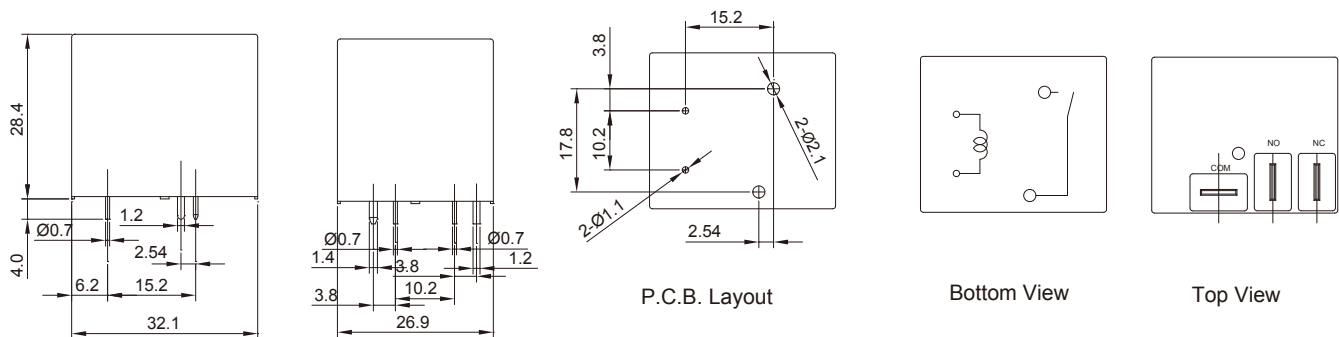
(Quick Contact Tab)

DIMENSION (≤ 5mm ± 0.2mm, > 5mm ± 0.3mm, the tolerance of PCB thru hole: +0.1mm)

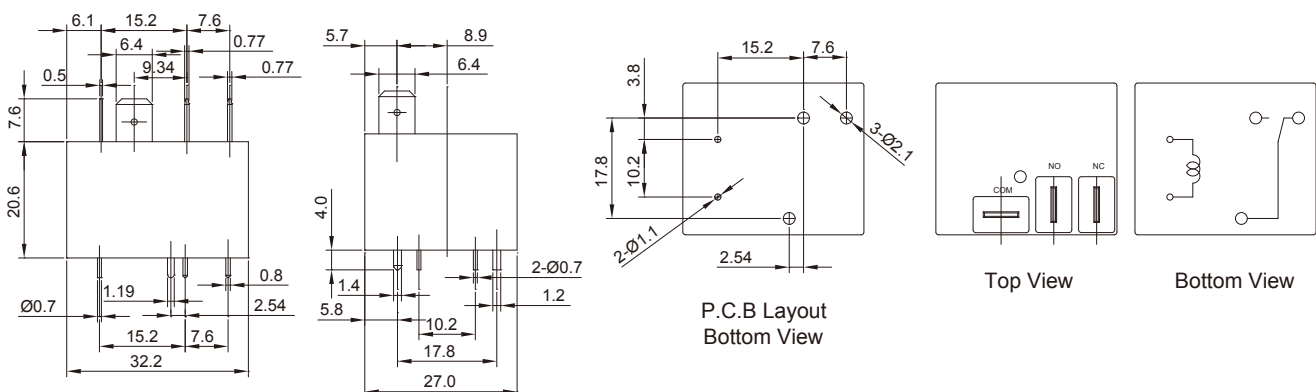
GU-DF



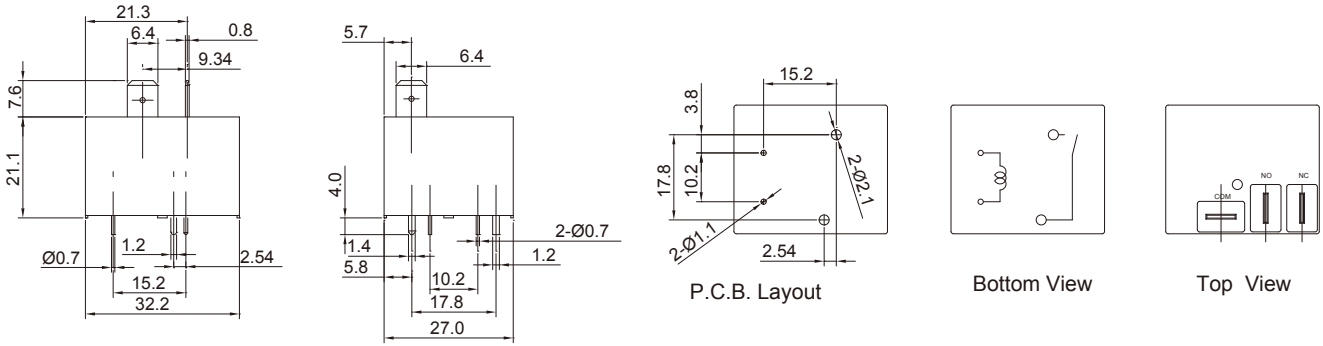
GU-DMF



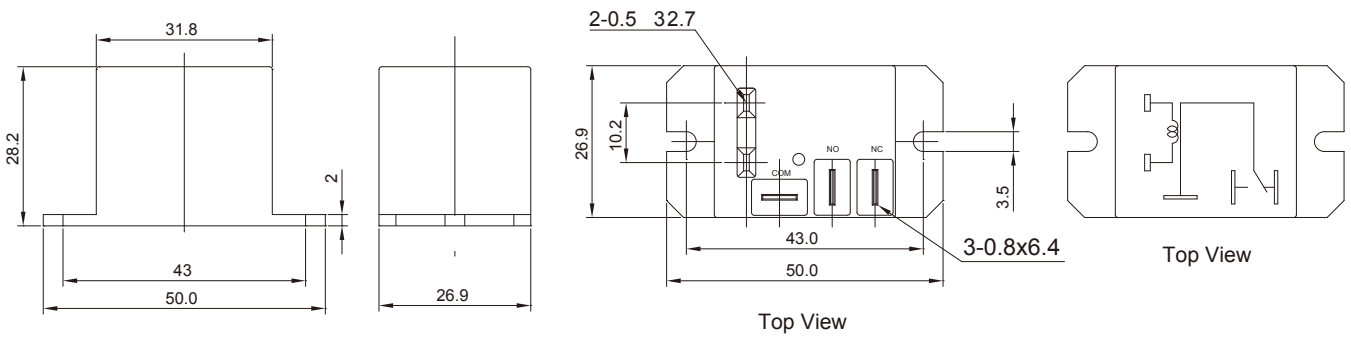
GU-DQ



GU-DMQ



GU-DFS



GU-DMFS

