

SMD FUSE

Wayon Electronics Co.,Ltd.

No.1001, Shiwang Qi Road, Shanghai 201207,China
 Tel: 86-21-50968322

E-mail: hanql@way-on.com [Http://www.way-on.com](http://www.way-on.com)



1206WCF150A063V

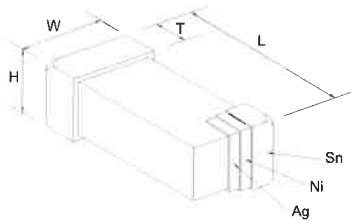
Features

- RoHS Passed
- SMD Electronic devices
- High structural intensity
- Compatible with both wave and reflow soldering processes
- Good corrosion resistance
- Operating temperature: -55°C to +125°C (with de-rating)

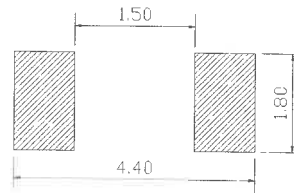


Product Dimensions and Recommended Land Pattern(mm)

Part number	L	W	H	T
1206WCF150A063V	3.20±0.20	1.60±0.20	1.1±0.20	0.20min



Product Dimensions



Recommended soldering dimension

Mark:F

Specification

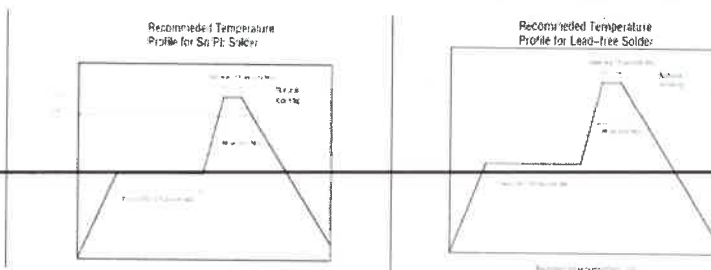
Part number	Current Rating	Voltage Rating	Nominal Cold DCR ¹	Interrupting Rating	Nominal I ² t ⁽²⁾
	A	VDC	mΩ	A	A ² s
1206WCF150A063V	1.5	63	160	50	0.026

1. Measured at ≤ 10% of rated current and 25°C ambient
2. Melting I²t at 0.001 sec clear-time

Clear-Time Characteristics

% of current rating	Clear-time at 25°C
100%	4 hours (min)
250%	5 sec (max)
400%	0.05 sec (max)

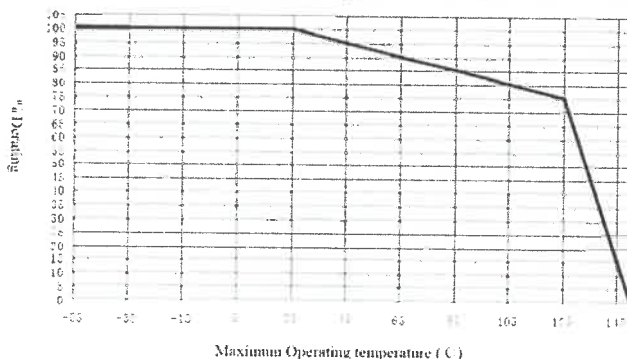
Solder Reflow Recommendations



Recommended conditions for hand soldering:

1. Preheating: 150 °C, 60s (temperature (max) of soldering iron tip/soldering time (max): 280 °C / 11 temperature of soldering iron tip/soldering time: 350 °C / 9s or 400°C / 7s)
2. Using hot air rework station with tip that can melt the solder on both terminations of the same time is strongly recommended, don't directly

Temperature De-rating Guideline

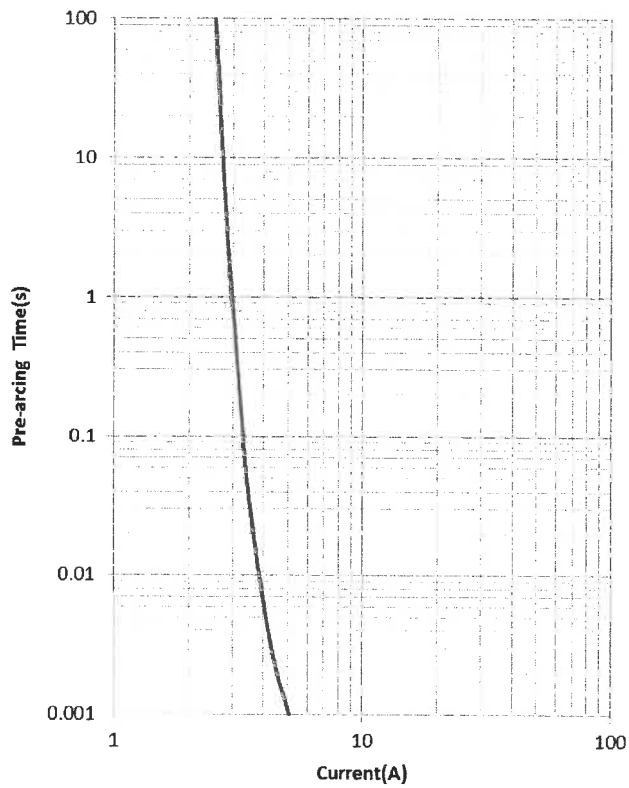


To select a fuse from the catalog, the following rule may be followed: Catalog Fuse Current Rating = Nominal Operating Current / 0.75 / % De-rating at the maximum operating temperature.

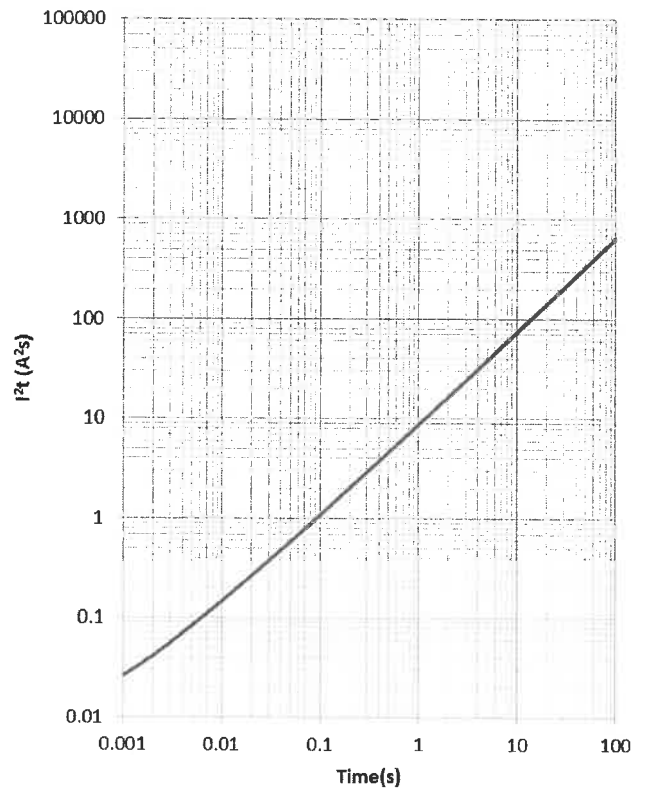
Specifications are subject to change without notice

Curves

Average Clear-Time Curves

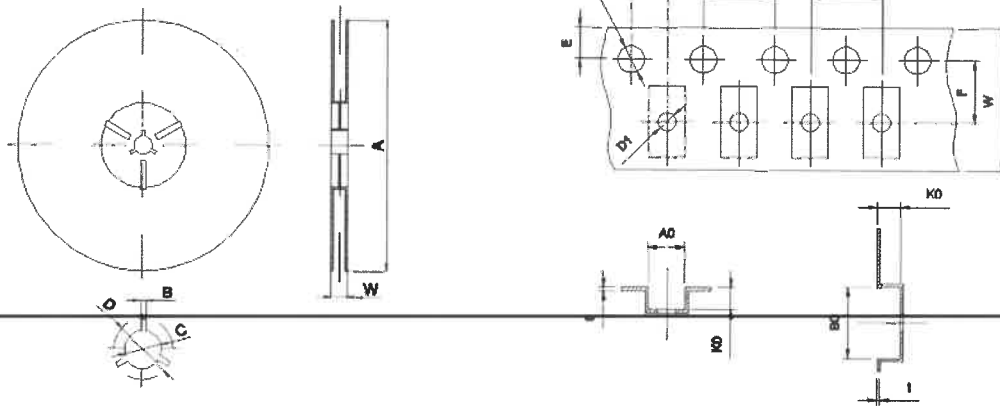


I²t vs. t Curves



Packaging Data

3000pcs (7inch/178mm Reel)



A	B	C	D	W	E	F	P2	D	D1	P0	P	A0	B0	K0	t
178±1.0	2+0.5/-0	13±0.2	21±0.2	11.4±0.5	1.75±0.10	3.50±0.05	2.00±0.05	1.50+0.1/-0	1.00±0.10	4.00±0.10	4.00±0.10	1.80±0.10	3.50±0.10	1.25±0.10	0.22±0.05

Specifications are subject to change without notice