


1. 适用范围 / SCOPE

1032ST 系列慢断保险丝，适用于一般电子设备。

1032ST series Time Delay Fuse, used in electronic equipment.

2. 产品编码 / Part Numbering

例「example」：

1032ST	20A	250V	
1	2	3	4

- ① 系列号 / Series Number
- ② 额定电流 / Rated Current
- ③ 额定电压 / Rated Voltage
- ④ 认证符号 / Approved Symbol

3. 额定电流和额定电压 / RATED CURRENT AND RATED VOLTAGE

额定电流 / Rated Current:

200mA~80A

额定电压 / Rated Voltage:

200mA~10A: 125V/250V/600V/1000V ac、72V / 100V dc

200mA~80A: 125V/250Vac 72V/100V dc

4. 标示 / MARKING

保险丝上需有下列标示 / The fuses shall have the following marking

① 产品系列标识 / Series type Logo : **LB**[®]

② 额定电流 / Rated Current (A): ___A 或 ___mA

注意 / Note:

对标示的大小和位置没有规定 / Size and position of the markings shall not be provided.

5. 外观及形状 / APPEARANCES AND CONFIGURATION

5-1 外观：无显著的污点、铁锈或裂纹；标示应容易辨识。

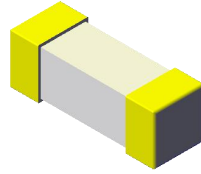
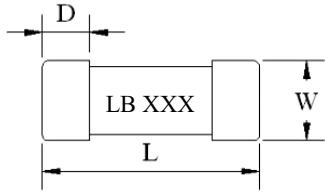
Appearances: There shall not be any remarkable stain, rust or crack on the appearances; marking shall be easily legible.

5-2 形状：表面贴装式保险丝

Configuration: Surface Mount Fuse.

6. 工程图和结构 / OUTLINE DRAWING AND STRUCTURE

6-1 工程图 (单位: mm) / Outline Drawing and Dimensions (Unit: mm)



L (mm)	W (mm)	D (mm)
12.50±0.50	4.50±0.20	2.70±0.20

6-2 结构 / Structure

编号 No	元件 Component	材质 Material	数量 Quantity
①	熔丝 Wire	合金 Alloy	1
②	铜帽 Cap	黄铜镀银 Brass with silver plated	2
③	本体 Body	陶瓷管 Ceramic Tube	1
④	填充物 Lead	石英砂 Quartz sand	选装项

7. 产品特性 / PRODUCT CHARACTERISTICS

编号 No.	项目 Item	内容 Content	参考标准 Reference standard
1	绝缘阻抗 Insulation resistance (after opening)	10,000 ohms minimum	MIL-STD-202G, Method 302 Test Condition A
2	可焊性 Solderability	T=240°C±5°C, t=3+0/-0.5s, Cover ≥ 95%	MIL-STD-202G, Method 208H
3	耐焊接热 Soldering heat resistance	10 sec at 260 °C ΔR :<10%	MIL-STD-202G, Method 210F Test Condition B
4	热冲击 Thermal Shock	5 cycles between -65°C/+125°C 15minutes ; each extreme ΔR :<10%	MIL-STD-202G, Method 107 Test Condition B
5	机械冲击 Mechanical Shock	100Gs Peak amplitude, sawtooth wave 6 ms duration, 3 cycles XYZ+xyz=18 shocks. ΔR :<10%	MIL-STD-202G, Method 213 Test Condition 1
6	高/低温储存 High/Low Temperature Storage	T=125°C±2°C, 96hours , T=-55°C±3°C, 96hours R : <10%	IEC60068-2-1 / IEC60068-2-2
7	抗潮湿性 Moisture Resistance	85°C±3°C, 80%~90%RH 10 cycles ΔR :<10%	MIL-STD-202, Method 106
8	振动 Vibration	10-55-10 Hz Sweep in 1 minute, 0.03 in.amplitude . 2hours in each of XYZ planes=6hours total. ΔR : <10%	MIL-STD-202 Method 201 (10-55Hz)
9	盐雾实验 Salt spray	5% salt solution , 48hours ΔR : <10%	MIL-STD-202G,Method 101E, Test Condition B

8. 电气特性 / ELECTRICAL CHARACTERISTICS

8-1 熔断 / 电流特性: Pre-Arcing Time / Current Characteristic (limits)

遵循 UL28-14 和 IEC60127-4/In accordance with UL248-14 and IEC60127-4

RATED CURRENT	1 IN/倍	2 IN/倍
	Min.	Max.
200mA to 80A	4hrs	120s

8-2 产品规格/Specification

Rated Current 额定电流	Rated Voltage 额定电压	Breaking Capacity 分断能力
200mA	AC 125V/250V/600V/1000V DC 72V/100V	600A@ 125V/250V/600V/1000V AC 600A@ 72V/100V dc
250mA		
315mA		
400mA		
500mA		
630mA		
800mA		
1.0A		
1.25A		
1.6A		
2.0A		
2.5A		
3.15A		
4.0A		
5.0A		
6.3A		
8A		
10A		
12.5A~80A	AC 125V/250V DC 72V/100V	600A@ 125V/250V AC 600A@ 72V/100V DC

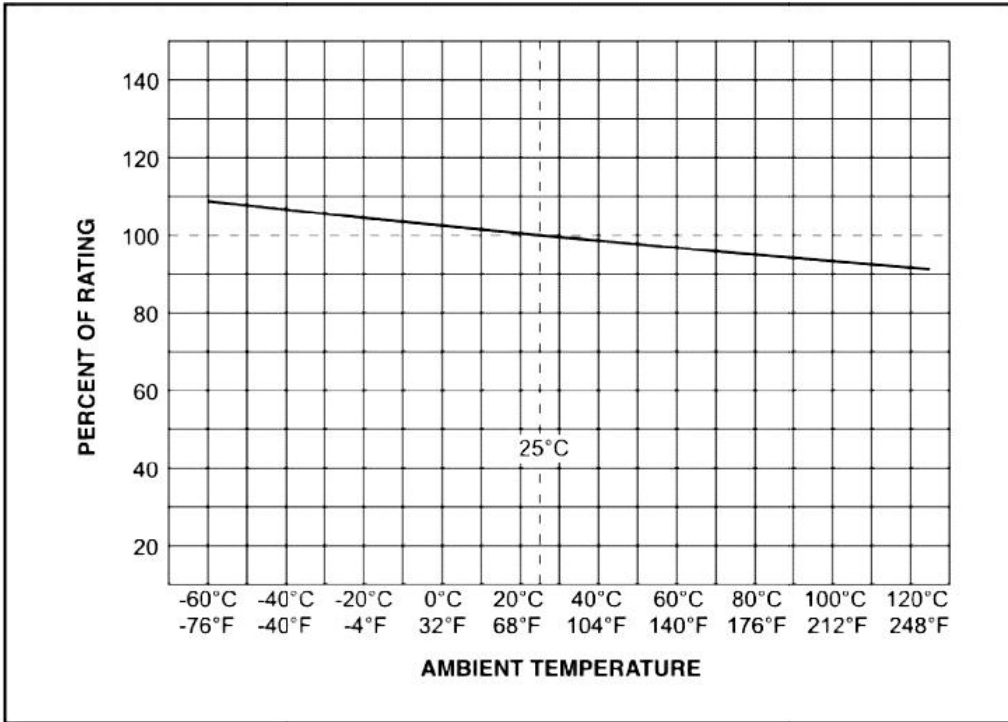
9.环境特性 / ENVIRONMENTAL CHARACTERISTIC

9-1 操作温度范围: -55℃~125℃ / Operating Temperature:-55℃~125℃

若贵司操作环境温度超出25±5℃范围，在选用保险丝规格时，需考虑操作环境温度对保险丝的影响。请参照：温度-电流曲线图。

When choosing the fuse's specification, if the operating environmental temperature beyond the scope from 20~30℃, you should consider the environmental temperature's affection to fuses. please refer:

Temperature-Current curve:



9-2 存储条件 / Storage Conditions

在温度+5℃~30℃、相对湿度 25%~60%的密闭条件下可存放 2 年。

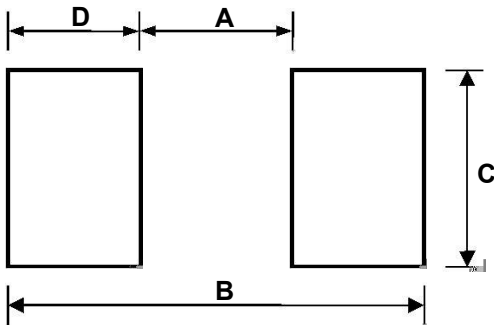
Under airtight in temperature+5℃~30℃、relative humidity 25%~60% can store 2 years.

在温度+10℃~60℃、相对湿度为 95%的非露天下最多可存放 30 天。

Without dew in temperature+10℃~60℃、relative humidity be 95% maximum value for 30days.

10. 安装方式及条件 / INSTALLATION WAY AND PARAMETERS

10-1 建议如下图安装方式安装，并满足所要求的尺寸。
Propose that the following picture installation way is installed,
and satisfied the required size.



Dimensions	A (mm)	B (mm)	C (mm)	D (mm)
1032ST	5.72±0.30	13.3±0.30	5.65±0.30	3.80±0.30

10-2 建议客户焊接参数 / Recommended Customer Soldering Parameters

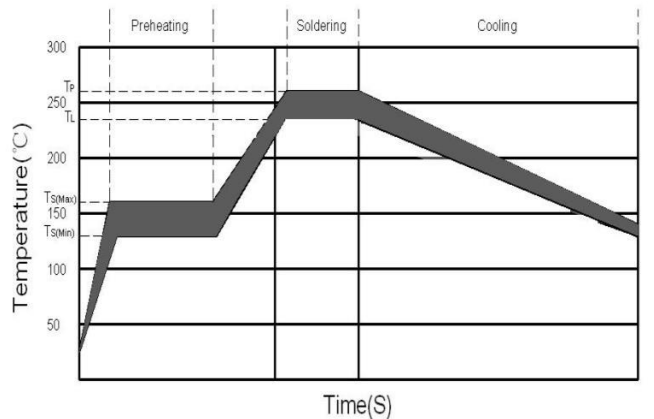
1. Infrared Reflow:

Temperature: 260°C

Time: 5sec Max.

Recommend Reflow profile

Reflow Condition		Pb-Free assembly
Preheating	-Temperature Min (Ts(min))	150 °C
	-Temperature Max (Ts(max))	200 °C
	-Time	60~120 Secs
Soldering	-Temperature (TL)(Liquidus)	235 °C
	-Time Max (TL)	20~40Secs
	-Peak Temperature (Tp)	Max 260 °C
	-Time Max (Tp)	5 Secs



2. Wave soldering

Reservoir Temperature: 260°C

Time in Reservoir: 10sec Max.

3. Hand Soldering :

Temperature: 350°C

Time: 3sec Max.

Soldering iron avoid touch Cap.

11. 其他使用注意事项 / OTHER NOTICE IN USED

符合本公司可能的其它档的要求。

It could be in conformance with another file which made by our company.

12.安全认证及编号 / STANDARDS AND APPROVALS

UL&C-UL

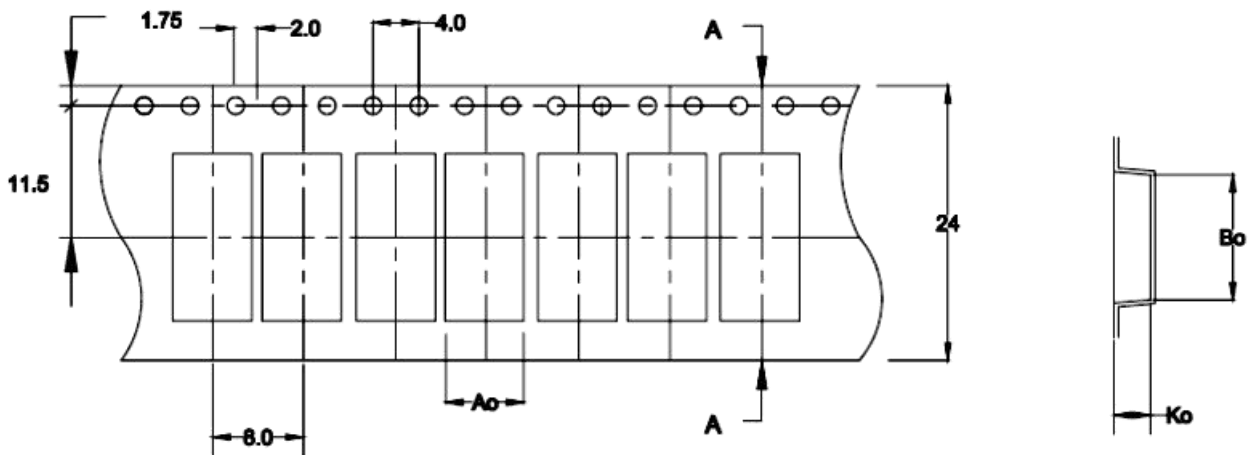
E498859

13.包装讯息 / PACKING INFORMATION

13-1包装数量、重量 / QUANTITY & WEIGHT

型号 Type Number	数量(pcs) Quantity(pcs)
1032ST	1,000

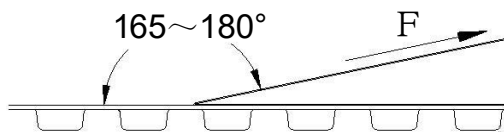
13-2 卷轮规格/ Reel & Tape specifications



Rating	A ₀ (mm)	B ₀ (mm)	K ₀ (mm)
40A-80A	4.90	12.7	4.5
1A-30A	3.50	10.4	3.5

13-3 密封胶膜剥离强度要求 / Peeling Strength of Seal Tape

F = 剥离强度 : 0.1 – 1.0N (10 - 100gf)



14.其他 / OTHERS

14-1 如果在使用中有超出本规格书的要求，必须经由双方协商确认。

In the event that an impropriety is found beyond this specification ,it shall be fixed by mutual agreement between the parties.

14-2 如果本规格书有不适当的情况，必须通过双方协商并由本公司修改。

In the event that an impropriety is found in this specification , LANBAO ELECTRICAL APPLIANCES CO. LTD. shall amend it by mutual agreement between the parties.

版次	制作	确认	审核
第1版	赖秋莲 2020/12/02	谢海林 2020/12/02	熊士军 2020/12/02

JFHR8.E498859 - SPECIAL-PURPOSE FUSES CERTIFIED FOR CANADA - COMPONENT

Special-purpose Fuses Certified for Canada - Component

See General Information for Special-purpose Fuses Certified for Canada - Component

ZHONG SHAN LANBAO ELECTRICAL APPLIANCES CO LTD

E498859

West Xing Pu Rd

Huang Pu

Zhongshan, Guangdong 528429 CHINA

Fuse for protection of semiconductor device, Model(s) Cat. No. LB1038 (#), Cat. No. LB1038 (\$)

Special-purpose Fuses, Model(s) Rated 125/250/600/1000Vac, 72/100Vdc, 0.2-10 A, and 125/250Vac, 72/100Vdc, 0.2-80A, Model(s) 1032SF, 1032ST

- followed by blank, followed by 0.2A - 35A, followed by blank, followed by 1000V, 750V or 500V, followed by blank, followed by DC/AC

\$ - followed by blank, followed by 35A - 50A, followed by blank, followed by 750V or 500V, followed by blank, followed by DC/AC

Marking: Company name, model designation and the Recognized Component Mark for Canada,



Last Updated on 2019-09-13

并不是所有出现在本数据库中的公司名称和产品都满足了UL跟踪检验服务的要求。只有带有UL标志的产品，才应该被视为经过UL认证，并满足UL跟踪检验服务的要求。注意查看产品上的标志。

UL允许在线认证目录中所含材料的复制遵循以下条件：1.指南信息、装配、构造、设计、系统和/或认证（文件）必须在不篡改任何数据（或图纸）的情况下完整且无误性地呈现。2.“经UL允许从在线认证目录转载”声明必须出现在所摘取材料的邻近位置。此外，转载材料必须包含以下格式的版权声明：“© 2019 UL LLC”