




电子元器件规格书 RELAY SPECIFICATION

器件名称 Name :	继电器 (RoHS) RELAY
型号规格 Product Name:	ME109-S-1A-F 12VDC (1.4W, 26A)
客户名称 Customer:	
客户编码 Customer Number:	
版本 Version:	V1.0

(客户批准) Customer Approval

(盖章处) STAMPING AREA

批准 Approved By	审核 Checked By	编制 Created By
彭碧辉 BIHUIPENG	朱军 JUNZHU	孙凯 KAISUN



注意事项(Remarks:):

- 本规格书双方签字后正式生效，本规格书连同封面共 12 页；
(Specification come into force after signed by both parties. Total 12 pages)
- 本规格书一式两份，版本由使用方与供方共同维护；
Two copies of this specification, maintained by both parties.
- 任何对内容的改动必须经双方同意，并以书面文件的形式发布。
Any changes must agreed by both parties, and publish the form of a written document.

本规格书有中英文两种版本。如有冲突，以中文版本为准，英文版本则为参考。(This specification is made out in both Chinese and English versions. We hereby set Chinese version as standard and English version as a reference if any conflicts occur.)



变更记录

序号 No.	更改内容 Change Contents	更改原因 Change Reason	更改时间 Date	责任人 person

一 浙江美碩继电器认证类型及认证号 Approvals type and approvals number

1.1	CQC 证书 CQC Certificate	--
1.2	UL 证书 UL Certificate	--
1.3	TUV 证书 TUV Certificate	--

二 线圈参数 Coil Specification

2.1	额定电压 Rated voltage	12VDC
2.2	保持电压 Holding voltage	45%U _N ~80% U _N
2.3	线圈电阻 Coil resistance	103Ω±10% (at 23±1℃)
2.4	额定功率 Coil power	1.4W
2.5	最大允许电压 Max.allowable voltage	14.4V

三 触点参数 Contact Specification

3.1	触点额定参数 Contact rating	26A 277VAC
3.2	最大切换电流 Max.Switching current	26A
3.3	最大触点容量 Max. contact capacity	7202 VA
3.4	最小适用负载 Min.Applicable Load	1A 6VDC
3.5	最小触点间隙 Min.Contact gap	≥1.8mm

四 操作性能 Operate Performances

4.1	接触电阻 Contact resistance	≤100mΩ (1A 6VDC)
4.2	吸合电压 Operate voltage	≤8.4VDC
4.3	释放电压 Release voltage	≥1.2VDC
4.4	吸合时间 Operate time	≤20ms
4.5	释放时间 Release time	≤10ms

五 寿命要求 Life Requirements

5.1	电气寿命 Electrical Life	30,000 次(85℃, 阻性负载, 动作频率: 6 次/分钟, 10%占空比, 1 秒通 9 秒断) 30,000 cycle, 85℃, resistive load, Action frequency: 6 times / min, 10% duty cycle, 1 second NO 9 second NC
5.2	机械寿命 Mechanical Life	100,000 次, (无负载, 60 次/分钟) 100,000 cycle, No load, 60 cycles/minute

六 安全及环境性能要求
Safety and environmental performance requirements

6.1	存储条件 Storage Condition	温度: -40~+85℃, 湿度: 20%~85%RH Temperature: -40~+85℃, Humidity: 20%~85%RH
6.2	使用条件 Use Condition	温度: -40~+85℃, 湿度: 20%~85%RH Temperature: -40~+85℃, Humidity: 20%~85%RH
6.3	安装方向 Installation direction	端子向下 Terminal down
6.4	绝缘电阻 Insulation resistance	断开触点间、触点和线圈间: 1000MΩ Min (500VDC) Open contacts、Contacts and coil: 1000MΩ Min (500VDC)
6.5	介质耐压 Dielectric Strength	断开触点间: 2500VAC (1mA) (50/60Hz) 1 分钟 Open contacts: 2500VAC (1mA) (50/60Hz) 1Min 触点和线圈间: 4500VAC (1mA) (50/60Hz) 1 分钟 Between the contact and the coil: 4500VAC (1mA) (50/60Hz) 1Min
6.6	引出脚强度 Lead-out foot strength	在垂直于引出脚方向上施加 15N 的拉力 6s, 继电器应无异常。 Apply a pull force of 6s of 15N perpendicular to the lead pin and the relay shall be normal.
6.7	耐振动性 Vibration resistance	(1) 耐久振动 在振动为双振幅 1.5mm、无励磁的状态时、以振动频率 10~55~10Hz/分的振荡在 XYZ 的各方向上进行 2 小时后, 在外观、构造、性能上应没有异常。 (2) 误动作振动 在振动为双振幅 1.5mm、励磁的状态时、以振动频率为 10~55~10Hz/分的振荡在 XYZ 的各方向上进行 5 分钟时, 实验中应没有误动作。实验后在外观、构造、性能上应没有异常。 Durable vibration When the vibration is a double amplitude

		<p>of 1.5 mm or less, the oscillation at a vibration frequency of 10 to 55 to 10 Hz / minute is performed for 2 hours in each direction of the XYZ, and there is no abnormality in appearance, configuration, and performance.</p>
6.8	<p>耐冲击性 Impact resistance</p>	<p>(1) 耐久冲击 在无励磁的状态下, 以加速度为 $1,000\text{m/s}^2$ 的冲击在 XYZ 的各方向进行 5 次后, 在外观、构造、性能上应没有异常。</p> <p>(2) 误动作冲击 在励磁的状态时、以加速度为 200m/s^2 的冲击在 XYZ 的各方向进行 2 次时, 实验中应没有误动作。实验后在外观、构造、性能上应没有异常。</p> <p>(1) Durable impact In the absence of excitation, the acceleration of $1,000\text{m} / \text{s}^2$ in the XYZ in the direction of the five times, in the appearance, structure, performance should be no exception.</p> <p>(2) Malfunctioning In the state of excitation, when the acceleration of $200\text{m} / \text{s}^2$ in the XYZ in the direction of the two times, the experiment should be no malfunction. After the experiment in appearance, structure, performance should be no exception.</p>
6.9	<p>耐低温性 Low temperature resistance</p>	<p>(1) 使用时耐低温 将没有外加电压和电流的继电器放入温度为 $-40 \pm 2^\circ\text{C}$ 的恒温槽内连续保持 2 小时后、在保持原状态的同时对实验回路外加额定电压进行实验时, 继电器能正常动作。(在 0°C 时不结冰状态)</p> <p>(2) 贮存时耐低温性 将继电器放入温度为 $-20 \pm 2^\circ\text{C}$ 的恒温槽内连续保持 72 小时后, 移放入常温常湿的地方, 擦去水滴, 放置 1~2 小时, 随后检查其构造、动作、绝缘电阻、介电性能, 应没有异常。</p> <p>(1) Use low temperature when used The relay will be able to move normally when the rated voltage is applied to the experimental circuit while maintaining the original state for 2 hours in a constant temperature tank with no voltage and current applied to the temperature of $-40 \pm 2^\circ\text{C}$. (No ice at 0°C)</p> <p>(2) Low temperature resistance when stored The relay placed in the temperature of $-20 \pm 2^\circ\text{C}$ constant temperature tank for 72 hours, then moved to the room</p>


		temperature and humidity, wipe the water droplets, put 1 to 2 hours, then check its structure, action, insulation resistance, Dielectric properties should be no exception.
6.10	耐高温性 High temperature resistance	<p>(1) 使用时耐高温性 在继电器的控制回路上加额定电压、主回路通额定电流的状态下, 将其放入 $85 \pm 2^\circ\text{C}$ 的恒温槽内连续 2 小时后, 在保持原状态的同时对实验回路进行开关实验时, 继电器应能正常动作。</p> <p>(2) 贮存时耐高温性 将继电器放入温度为 $40 \pm 2^\circ\text{C}$ 的恒温槽内连续保持 72 小时后, 移放入常温常湿的地方, 擦去水滴、放置 1~2 小时, 随后检查其构造、动作、绝缘电阻、介电性能、应没有异常。</p> <p>(1) Use high temperature resistance In the relay control circuit plus rated voltage, the main circuit through the rated current state, put it into the $85 \pm 2^\circ\text{C}$ constant temperature tank for 2 hours, while maintaining the original state of the experimental circuit for the switch test, The relay should be able to operate normally.</p> <p>(2) High temperature resistance when stored The relay placed in the temperature of $40 \pm 2^\circ\text{C}$ constant temperature tank for 72 hours, then transferred to the room temperature and humidity, wipe the water droplets, put 1 to 2 hours, then check its structure, action, insulation resistance, mediated Electrical performance should be no exception.</p>
6.11	耐湿性 Moisture resistance	<p>将继电器放入温度为 $40 \pm 2^\circ\text{C}$、相对湿度为 90~95% 的环境里连续保持 48 小时后, 移到常温常湿的地方放置 1 小时以上、2 小时以内后检查其构造、动作、绝缘电阻、介电性能, 应没有异常。</p> <p>The relay placed in the temperature of $40 \pm 2^\circ\text{C}$, relative humidity of 90 ~ 95% of the environment for 48 hours in a row, moved to room temperature and humidity place for 1 hour or more, 2 hours after the check its structure, action, insulation Resistance, dielectric properties, should be no exception.</p>
6.12	可焊性 Solderability	<p>$235 \pm 5^\circ\text{C}$, $3 \pm 1\text{s}$ (有铅焊接); $260 \pm 5^\circ\text{C}$, $3 \pm 1\text{s}$ (无铅焊接), 90% 以上引脚面积覆锡。$235 \pm 5^\circ\text{C}$, $3 \pm 1\text{s}$ (lead soldered), $260 \pm 5^\circ\text{C}$, $3 \pm 1\text{s}$ (lead free soldered), more than 90% of the lead area covered with tin.</p>

6.13	线圈温升 Coil Temperature Rise	线圈温升不超过 70K, 以 100%额定电压激励 100ms 后降为 60%额定电压保持, 触点负载 26 A 277 Va. c. 。环境温度:85 ℃。Coil temperature rise 70K max, Applied voltage of coil 100% rated voltage for 100ms holding voltage of coil 60% rated voltage, Carry current of contact 26 A 277 Va. c.. Environmental temperature is 85 ℃.
------	-------------------------------------	--

七 厂家型号及型号含义、丝印图案及各单位含义说明 (体现厂家、批号、认证等)
Manufacturer P/N ,Meaning of P/N, Printing and remarks

公司商标
LOGO

额定电压
Coil Voltage

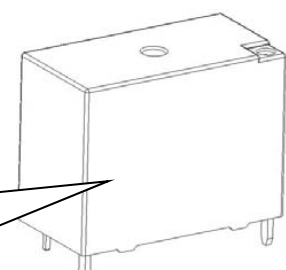


印字示意图
Block diagram

负载规格
Load Specifications

生产批号
Produce Code

产品型号
Product Name



印字面
Lettering

ME109	-S:塑封型 -S:Plastic sealed	-1:1 组	A:Form A(NO)	F:F 级
A:型号 A:Model number	B:产品结构 B:Construction	C:主触点组数 C: Number of primary contacts	D:触点形式 D: Contact form	E:绝缘等级 E: Insulation grade

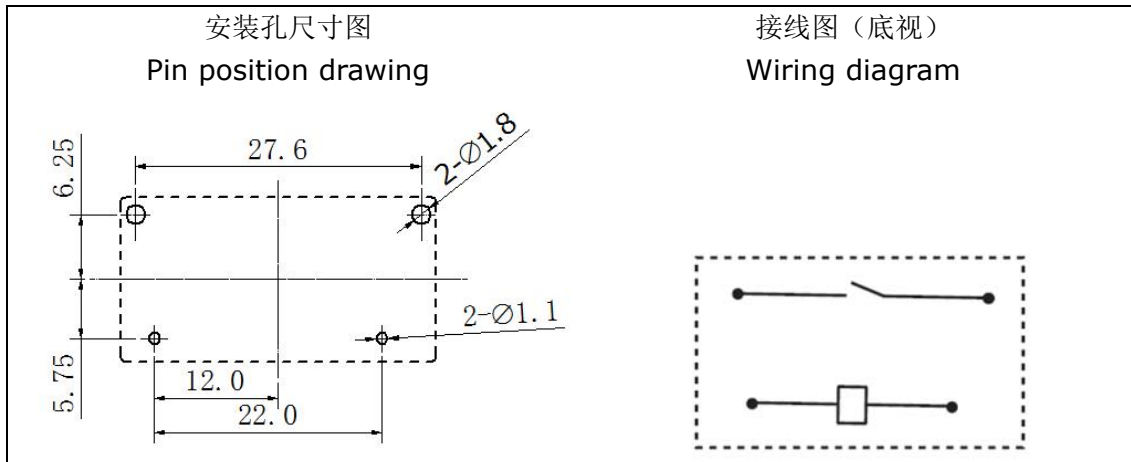
八 生产批号标识 (Produce Code) **XX XX XX**

1 2 3

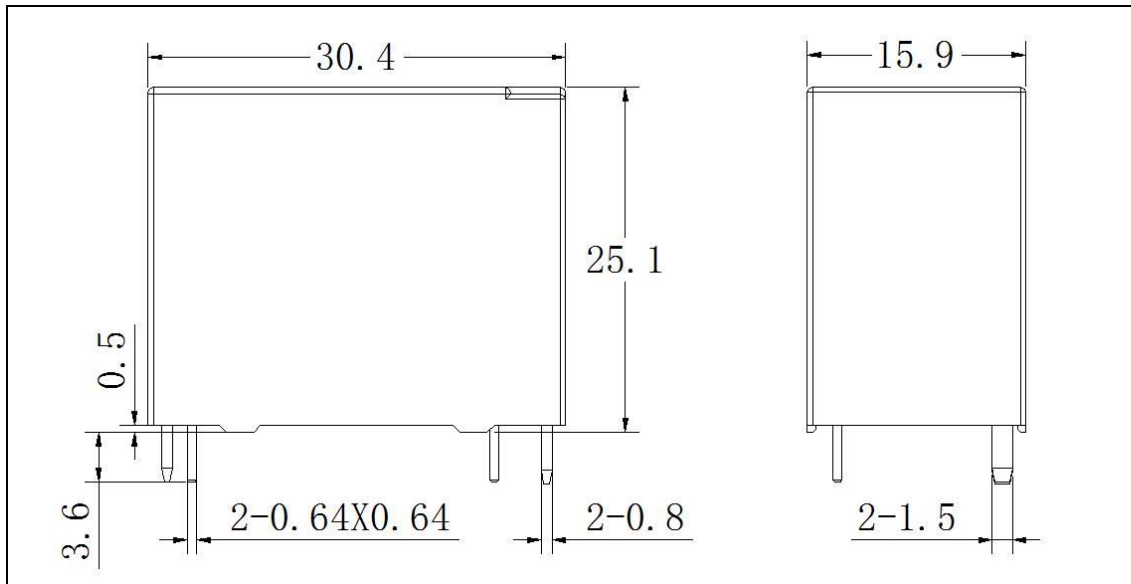
- 1、年份批号 (Year) (10-2010, ……)
- 2、月份编号 (Month) (01, 02, 03, 04, 05, 06, 07, 08, 09, 10, 11, 12)
- 3、流水批号 (Serial number) (01, ……)

九 接线及装配尺寸图 (孔距公差 ± 0.2 , 孔径公差 ± 0.1)

Wiring diagram and pin position drawing (pin distance ± 0.2 , Apert ± 0.1)



十 外观尺寸图 Outline Dimensions



备注: 外形图中产品部分未注公差尺寸, 当尺寸 $\leq 1\text{mm}$, 公差为 $\pm 0.2\text{mm}$;
当尺寸在 $1\sim 5\text{mm}$, 公差为 $\pm 0.3\text{mm}$; 当尺寸 $> 5\text{mm}$, 公差为 $\pm 0.4\text{mm}$ 。

Note:

The tolerance dimension of the product parts in outline drawing is $\leq 1\text{ mm}$, tolerance is $\pm 0.2\text{ mm}$;
When the dimension is $1\sim 5\text{ mm}$, the tolerance is $\pm 0.3\text{ mm}$; When size $> 5\text{ mm}$, tolerance is $\pm 0.4\text{ mm}$.

十一 内部结构图 Important Part And Components

			
序号 (NO.)	零部件名称 Part Name	序号 (NO.)	零部件名称 Part Name
1	外壳 Case	10	动簧片 Spring
2	基座 Base	11	动簧脚 Mov-Terminal
3	轭铁 Yoke	12	引线针-Coil-PIN
4	铁芯 Core	13	静簧脚 Sta-terminal
5	线圈架 Bobbin	14	动点 Mov-Contact
6	漆包线 Wire	15	静点 Sta-Contact
7	衔铁 Armature	16	定位片 Stopper
8	压簧 Hinge		
9	推杆 Card		

十二 零部件品牌、参数、成份等
component brand, parameters, ingredients, etc

序号	零部件名称	材料	供应商
1	外壳	工程塑料 Plastic	宝理/新光/杜邦/三菱/金发 (Polyplastics / Shin Kong / DuPont / Mitsubishi / King Fa)
2	基座	工程塑料 Plastic	宝理/新光/杜邦/三菱/金发 (Polyplastics / Shin Kong / DuPont / Mitsubishi / King Fa)
3	轭铁	电工纯铁 Iron	太钢/宝钢/鞍钢 (TISCO/ANSTEEL/BAOSTEEL)
4	铁芯	电工纯铁 Iron	太钢/宝钢/鞍钢 (TISCO/ANSTEEL/BAOSTEEL)
5	线圈架	工程塑料 Plastic	宝理/新光/杜邦/三菱/金发 (Polyplastics / Shin Kong / DuPont / Mitsubishi / King Fa)
6	漆包线	3UEW	蓉胜/一致/益利素勒/大连富士

			Ronsen/Yichi/ Elektrisola/FUJI
7	衔铁	电工纯铁 Iron	太钢/宝钢/鞍钢 (TISCO/ANSTEEL/BAOSTEEL)
8	压簧	铜合金 Copper alloy	鑫科/三菱/兴业/博威 (Xinke / Mitsubishi / Industrial / Bowei)
9	推杆	工程塑料 Plastic	宝理/新光/杜邦/三菱/金发 (Polyplastics / Shin Kong / DuPont / Mitsubishi / King Fa)
10	动簧片	铜合金 Copper alloy	鑫科/三菱/兴业/博威 (Xinke / Mitsubishi / Industrial / Bowei)
11	动簧脚	铜合金 Copper alloy	鑫科/三菱/兴业/博威 (Xinke / Mitsubishi / Industrial / Bowei)
12	引线针	铜包钢 Copper alloy	跃兴/宏福 (Hongfu/Yuexing)
13	静簧脚	铜合金 Copper alloy	鑫科/三菱/兴业/博威 (Xinke / Mitsubishi / Industrial / Bowei)
14	动点	银合金 Silver alloy	福达/聚星/格林/宁波电工 (Foodar/ Green/Juxing/ Gold Point)
15	静点	银合金 Silver alloy	福达/聚星/格林/宁波电工 (Foodar/ Green/Juxing/ Gold Point)
16	定位片	铜合金 Copper alloy	鑫科/三菱/兴业/博威 (Xinke / Mitsubishi / Industrial / Bowei)

十三 来料包装形式 Form of packing with supplied materials

13.1	来料包装形式 Form of packing with supplied materials	内包装用塑盒包装，外包装用牢固的 纸箱包装。The inner packing is in plastic box, and the outer packing is in strong carton.
13.2	运输规定 Transport regulation	产品运输过程中应注意防止重压、跌 落、防潮和防热。Product transportation process should pay attention to prevent pressure, fall, moisture and heat.

十四 厂家扫描版本附件 Manufacturer Scan version attachment

无 (None)