

Features

- High current capability
- Low forward voltage drop
- Low power loss, high efficiency
- Guarding for overvoltage protection
- Metal silicon junction, majority carrier conduction

SOD-323



1.Cathode —  — 2.Anode

Marking Code : D

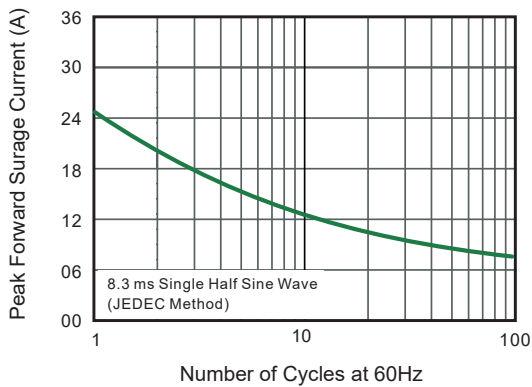
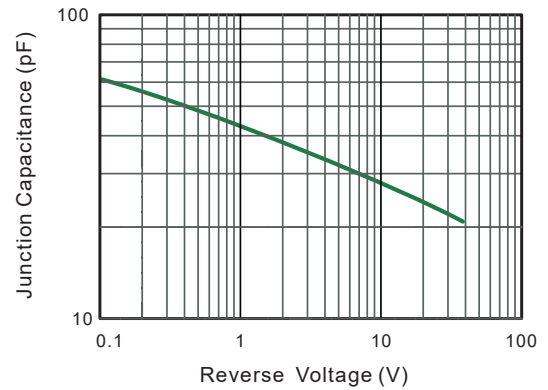
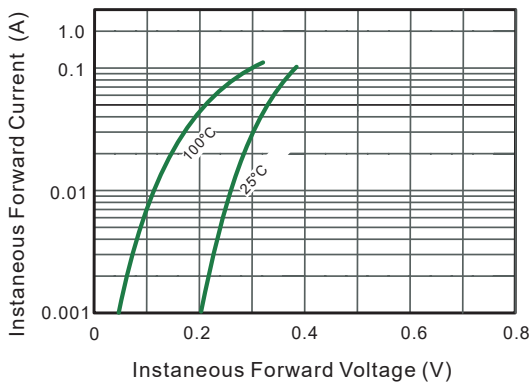
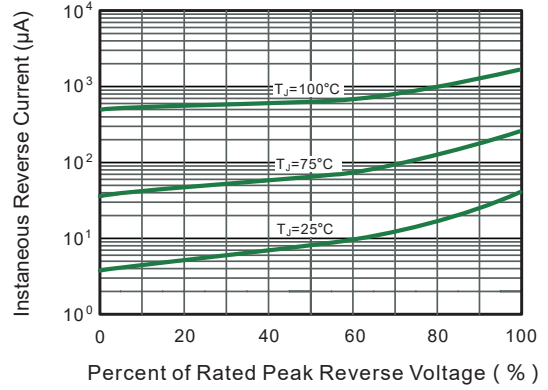
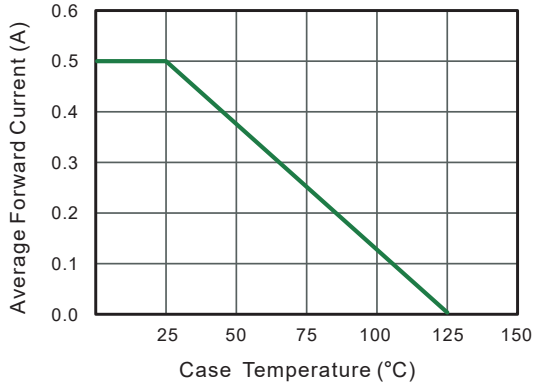
Maximum Ratings and Electrical Characteristics

Ratings at 25°C ambient temperature unless otherwise specified.

Parameter	Symbols	RB551V-30	Units
Maximum Repetitive Peak Reverse Voltage	V_{RRM}	30	V
DC Reverse Voltage	V_R	30	V
Maximum Average Forward Current at $T_A=25^\circ\text{C}$	I_O	0.5	A
Power Dissipation	P_D	200	mW
Reverse Leakage Current at $V_R=20\text{V}$	I_R	100	μA
Peak Forward Surge Current 8.3 ms Single Half Sine Wave Superimposed on Rated Load (JEDEC method)	I_{FSM}	25	A
Maximum Forward Voltage at $I_F=100\text{ mA}$ at $I_F=500\text{ mA}$	V_F	0.36 0.47	V
Junction Temperature Range	T_J	-55 to +125	$^\circ\text{C}$
Storage Temperature Range	T_{STG}	-55 to +125	$^\circ\text{C}$



Typical Characteristic Curves

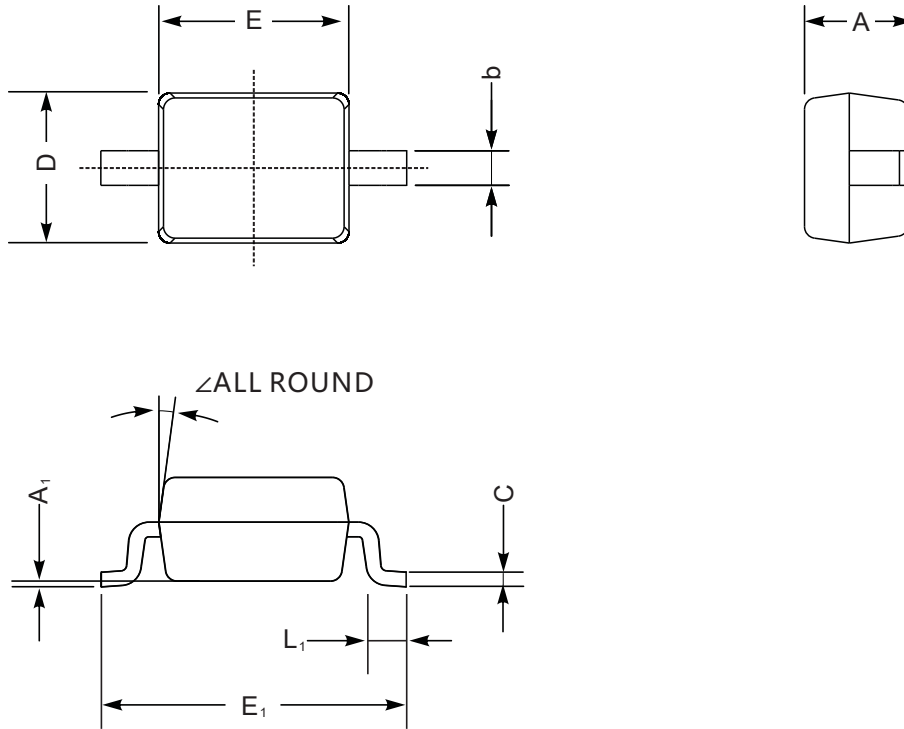




Package Outline

SOD-323

Dimensions in mm



UNIT		A	C	D	E	E ₁	b	L ₁	A ₁	∠
mm	max	1.1	0.15	1.4	1.8	2.75	0.4	0.45	0.2	9°
	min	0.8	0.08	1.2	1.4	2.55	0.25	0.2	—	
mil	max	43	5.9	55	70	108	16	16	8	
	min	32	3.1	47	63	100	9.8	7.9	—	