



产品规格书

文件版本:Version

A/2

文件编号:No

型号 Type : 2410 SA/B/CT

安规类型: Approve

UL248-14

1. 适用范围 / Scope of Application

本产品适用于 LCD / PDP 电视. 液晶显示器. LCD / PDP 面板. LCD 背光逆变器. 便携式 DVD 播放器. 电源. 联网. PC 服务器. 冷却风扇系统. 存储系统. 电信系统. 无线基站. 白色家电. 游戏机. 办公自动化. 设备. 电池充电电路保护. 工业设备. 医疗器材. 汽车各类电子设备电路的过流保护作用.

This product is suitable for LCD / PDP TV. LCD display. LCD / PDP panel. LCD backlight inverter. Portable DVD player. Power supply. Networking. PC server. Cooling fan system. Storage system. Telecommunication system. Wireless base station. . Game machine. Office automation. Equipment. Battery charging circuit protection. Industrial equipment. Medical equipment. Over-current protection of various electronic equipment circuits.

2. 安规认证标准及编号 / Standards and Agency Approvals

2.1 执行标准: 遵循 UL248-1;UL248- 14。

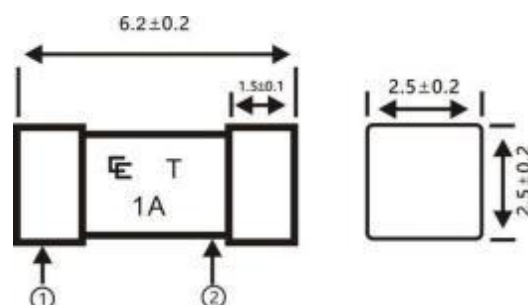
Standards : In accordance with UL248-1;UL248- 14.

2.2 认证范围 Certification:

额定电压 Rated Voltage	安规标准 Agency	认证电流 Ampere Range	证书编号 Agency File Number
125V	UR	50mA ~ 15A	E358589
	C-UR	50mA ~ 15A	
250V	UR	50mA ~ 10A	
	C-UR	50mA ~ 10A	
300V	UR	50mA ~ 10A	
	C-UR	50mA ~ 10A	

3. 结构及尺寸 / Dimensions and Structure

单位: 毫米 / Unit: mm



4. 材料明细 / Material Details

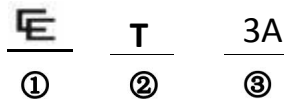
编号 NO.	零件名称 Part Name	材质 Material
①	铜帽 Cap	黄铜镀银 Ag Plated Brass
②	管体 Body	陶瓷管 Body

5. 产品标示 / Product Marking

保险丝两端铜帽上或本体上需有下列标示。

The fuses cap or fuse body shall have the following markings.

示例 Example:



①制造厂商标识/ JKS Logo:


②电器特性符号/ Electrical Characteristic symbol: F/T (Fast-Acting/Time-Lag)

③额定电流/Rated Current: A 或 or mA

注意 / Note : 对于标示的大小和位置没有规定。

Size and position of the markings shall not be provided

6. 产品特性/Product Characteristic

Rated current	Rated voltage	Maximun voltage drop(mv)	Breaking capacity	I ² T A ² s	
50mA		5000		0.01	●
63mA		4400		0.02	●
100mA		3500		0.04	●
125mA		2500		0.06	●
160mA		2200		0.08	●



产品规格书

文件版本:Version

A/2

文件编号:No

型号 Type : 2410 SA/B/CT

安规类型: Approve

UL248-14

200mA		1800		0.09	●
250mA		1400		0.11	●
315mA		1300		0.14	●
400mA		1000	100A@125VAC	0.26	●
500mA		900	50A@250VAC	0.5	●
630mA		800	50A@300VAC	0.8	●
800mA	125V(SAT)	600		1.5	●
1.0A	250V(SBT)	500		2.3	●
1.25A	300V(SCT)	400		3.2	●
1.6A	125V(50mA~15A)	300		5.9	●
2.0A	250V(50mA ~10A)	300		7.8	●
2.5A	300V(50mA ~10A)	300		10	●
3.15A		300		23	●
4.0A		300		39	●
5.0A		300		58	●
6.3A		300		95	●
8.0A		220		150	●
10.0A		220		210	●
12A		220		300	●
15A		220		320	●

● Approved 🔄 pending

7. 外观及形状 / Appearances and Configuration

7.1 外观不应出现显著的污点、裂纹，标识应该容易辨识。

There shall not be any remarkable stain and crack on the appearances, markings shall be easily legible.

7.2 形状：方形陶瓷贴片保险丝。

Configuration : Square ceramic patch fuse

8. 产品特性 / Product Characteristics

8.1 引脚拉力强度 / Lead Pull Strength

10 牛顿 10±1 秒 / 10N for 10±1 Seconds

8.2 引脚推力强度 / Lead Thrust Strength

2 牛顿 10±1 秒 / 2N for 10±1 Seconds

8.3 可焊性 / Solder ability

波峰焊/Wave : 250℃, ≤3s;

烙铁焊/Soldering Iron: 350±10℃, ≤3s.



产品规格书

文件版本:Version

A/2

文件编号:No

型号 Type : 2410 SA/B/CT

安规类型: Approve

UL248-14

8.4 耐焊接热 / Soldering Heat Resistance

波峰焊/Wave : 250°C, <10s;

烙铁焊/Soldering Iron: 350°C, <3s.

9. 电气特性 / Electrical Characteristics

9.1 实验条件: Test Condition

所有测试环境温度为 25±5°C。

All electrical test is to be conducted with the ambient air at a temperature of 25±5°C.

9.2 分断能力 / Interrupting Rating:

分断能力 Breaking Capacity::

100 安培使用 125 伏交流电源(50mA~10A) 。 100A@ 125V AC(50mA~15A)

50 安培使用 250 伏交流电源(50mA~10A) 。 50 A@ 250V AC(50mA~10A)

50 安培使用 300 伏交流电源(50mA~10A) 。 50 A@ 250V AC(50mA~10A)

9.3 温度上升试验 / Rising Temperature Test:

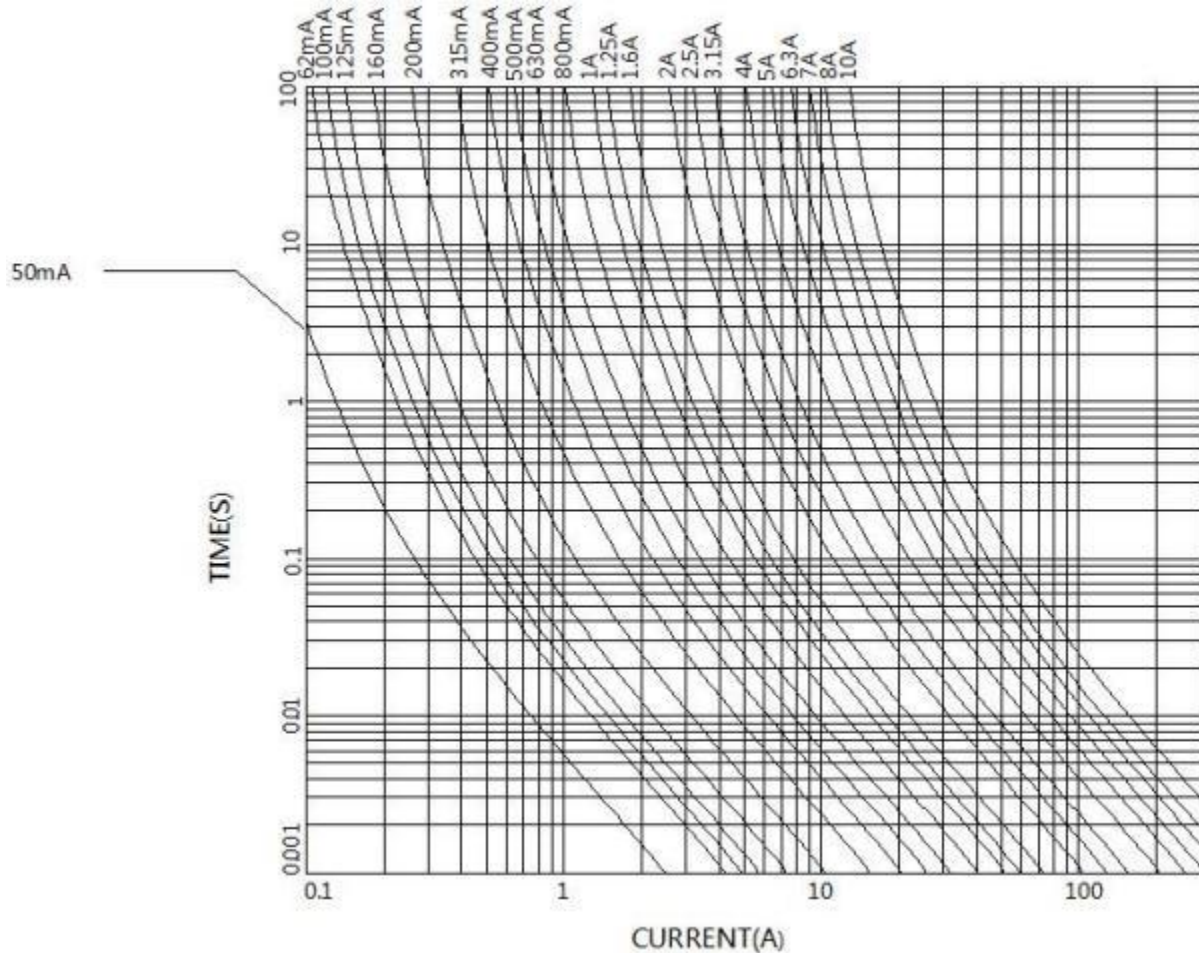
温度上升试验: 通 1.0 倍额定电流, 当温度稳定时 (5 分钟测量 4 次, 且每次测量值与平均值相差不超过 2°C)。测得熔断体任何部位的温升不得超过 75°C, 周围环境温度为 25±5°C。 When the 100% times of rating electric current passes the fuse, After reaching thermal balance , the temperature on the fuse surface rising is not higher than 75°C

Rising temperature= The surface temperature.Ambient temperature

9.4 熔断时限 / Opning Time

额定电流的% % of Ampere Rating	熔断时间(UL) Opening Time(UL)
200%	1s<T<60s
300%	200ms<T<3s
800%	20ms<T<100ms

9.5 平均时间电流曲线图 / Average Time Current Curves



10. 环境特性 / Environmental Characteristic

10.1 使用温度范围 / Operating Temperature

-55℃~+125℃。

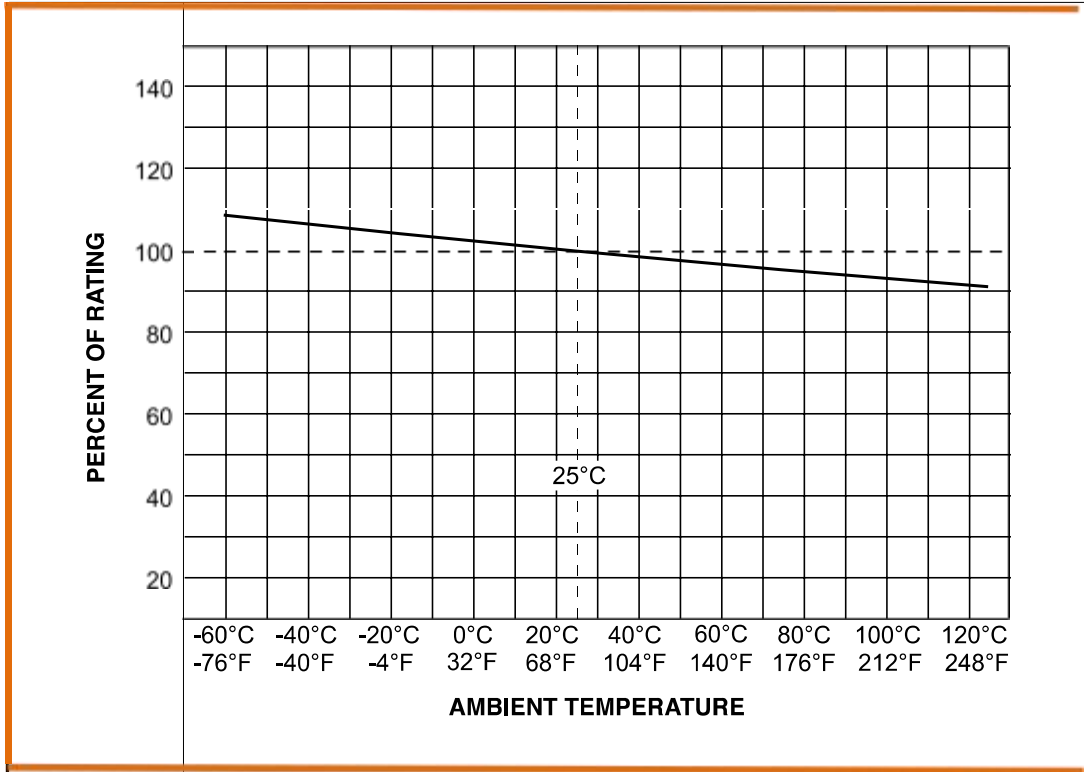
10.2 保存条件 Stock Condition

湿度: 相对湿度 ≤ 75% 平均可以存放 3 年。

Humidity: Relative humidity ≤ 75% store 3 years in average.

10.3 若操作环境温度超出 25±5℃ 范围, 在选用保险丝规格时, 需考虑操作环境温度对保险丝的影响, 请参照如下: 温度- 电流曲线图。

When choosing the fuse's specification, if the operating environmental temperature beyond the scope from 20~30℃, engineer should consider the environmental temperature's affection to fuses. Please refer: Temperature Rerating Curve:

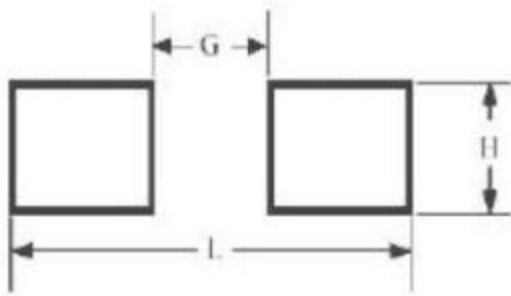


注：当额定电流为 5A,额定电压为 250V 时，对应的融化热能参数为 45。

11. 安装建议 / Installation Recommendations

11.1 建议按照如下示意图方式进行安装。

Propose installation way as following picture.



/	mm	inch
L	8.7	0.343
H	2.9	0.114
G	3.0	0.118

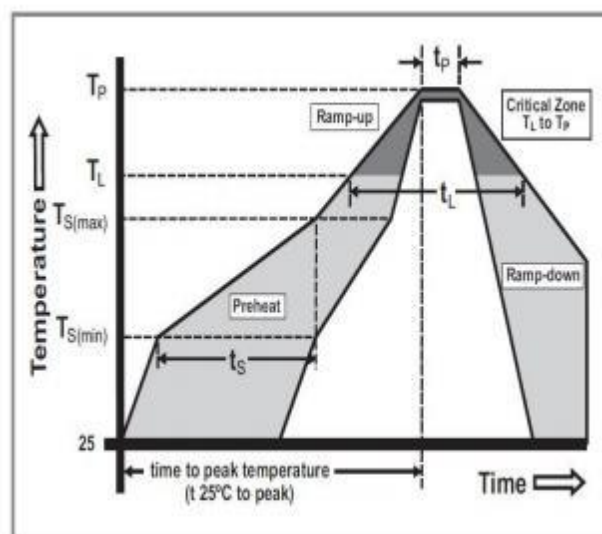
11.2 建议焊接参数 / Recommended Soldering Parameters

A. 波峰焊参数 / Wave Parameters:

锡炉温度 / Solder Pot Temperature: 250°C Max

焊接时间 / Solder Dwell Time:

Reflow Condition		Pb-Free assembly
Preheating	-Temperature Min Ts(min)	150°C
	-Temperature Max Ts(max)	200°C
	-Time Max	120 secs
Soldering	-Temperature (TL)(Liquidus)	250°C
	-Time Max (TL)	60 secs
	-Temperature (TP)	Max 250°C
	-Time Max (TP)	10 secs



B. 手工焊参数 / Hand-Solder Parameters:

烙铁温度 / Solder Iron Temperature: 350±5°C

焊接时间 / Heating Time: 3s Max

12. 包装 / Packaging

12.1 包装袋/盒印明下列标示: / The following items indicated on the label:

产品料号、额定(电压、电流)、分断类型及安规名称。

Catalog number, ratings (voltage, current), interrupting type and safety mark.

包装材料均符合 ROHS/REACH/HF 的环保要求, 且包装材料不会和零件发生化学反应, 造成不良。

The packing material conforms to ROHS/REACH/HF environmental protection request. And the packing materials will not have the chemical reaction with the components.



产品规格书

文件版本:Version

A/2

文件编号:No

型号 Type : 2410 SA/B/CT

安规类型: Approve

UL248-14

12.2 包装数量 / Packing Quantity

每 1000pcs 一卷/Every 1000 PCS for 1 roll

每盒 1 卷/Each box 1 volume

附件 I: 安规证书和 SGS 证书 / Appendix I: Safety approval certificates and SGS approval