

低阻值合金电流采样贴片电阻-ZLR1206系列

Low Resistance Metal Strip Chip Resistors-ZLR 1206 series



业展电子
YEZHAN ELECTRONICS

特征 Features

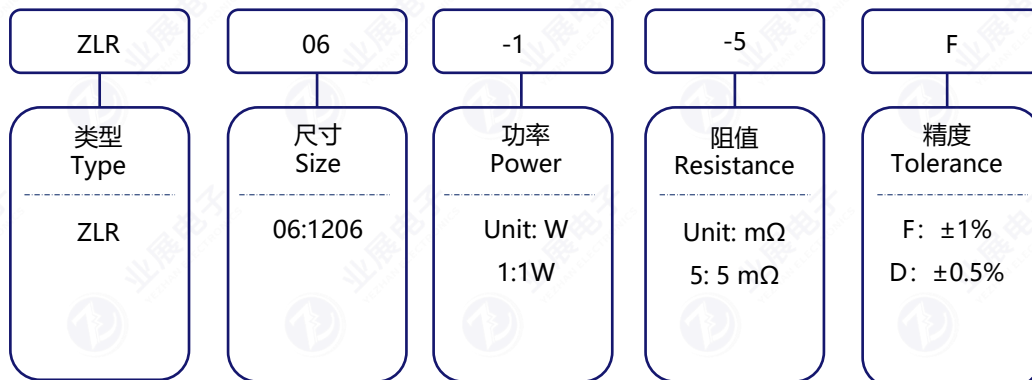
阻值范围 Resistance value	1~25mΩ
精度 Tolerance	±0.5%、±1%
功率 Power	1W
温度系数 Temperature coefficient	±75ppm/°C、±150ppm/°C
合金材质 Alloy material	M:Manganin、F:FeCrAl
工作温度范围 Operating temperature range	-55°C~170°C
低电感 Low inductance	Manganin : < 5nH (1MHz)、 FeCrAl: < 20nH(1MHz)
绝缘阻抗 Insulation resistance	≥220MΩ (DC 500V 1min)
耐压值 Withstand voltage	500V
符合RoHS要求	RoHS compliant



应用范围 Applications

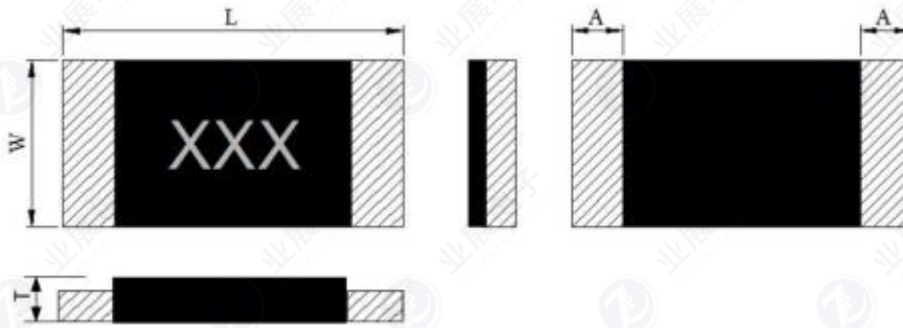
电流采样	Current Sensing
过流保护	Over current protection
伺服电机控制电路	Servo motor control circuits
智能功率模块	Intelligent power modules
工业电脑模块及精密测量系统	Industrial PC modules and precision measurement system
高速CPU外围设备中电流检测电路	Current detection circuits in high-speed CPU peripherals

订购信息 Ordering Information



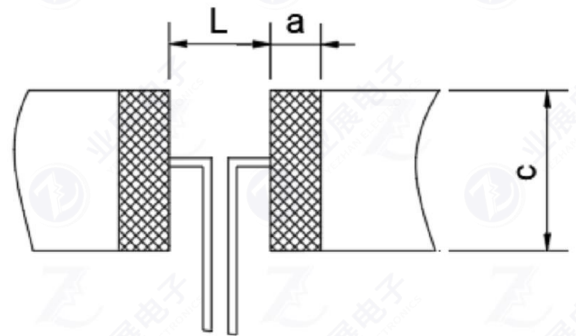
产品尺寸 Products Dimensions

Type	Power/W	Resistance/mΩ	Material	L/mm	W/mm	T/mm	A/mm
1206	1	1~3	M	1.6±0.2	3.3±0.2	0.8±0.2	0.7±0.3
		4	M				
		5	M				
		10~16	F				
		25	F				



推荐焊接尺寸 Recommend Solder Pad Dimensions

Resistance/mΩ	Power/W	L/mm	c/mm	a/mm
1~16	1	1.2	1.84	1.8
25				



标准电气规范 Standard Electrical Specifications

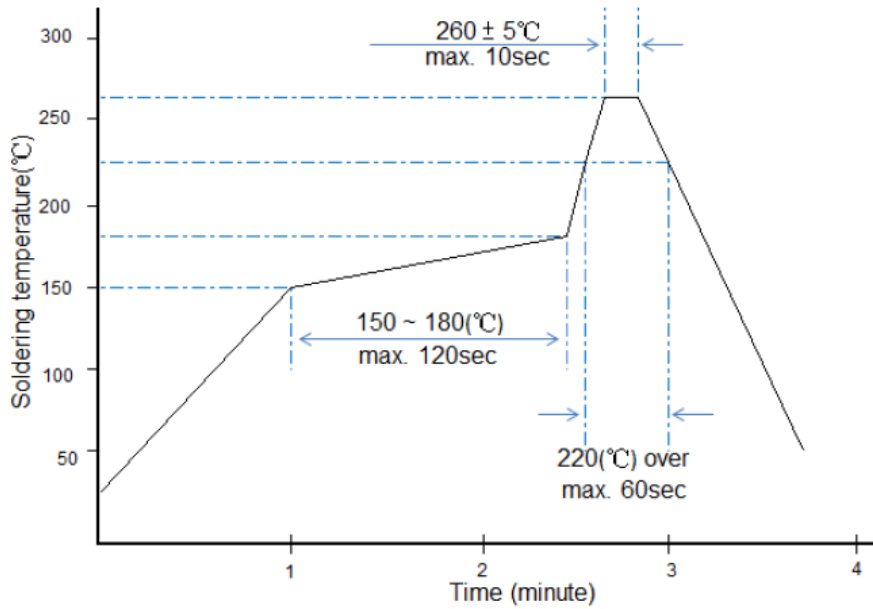
Type	Power Rating (W)	Material	Resistance Value (mΩ)	TCR (ppm/°C)	Resistance Tolerance (%)
1206	1	M	1~3	±150	±1%
		M	4	±75	±1%
		M	5	±75	±1%、±0.5%
		F	10~16	±75	±1%、±0.5%
		F	25	±75	±1%

TCR (ppm/°C) : Test conditions at 20°C~120°C.

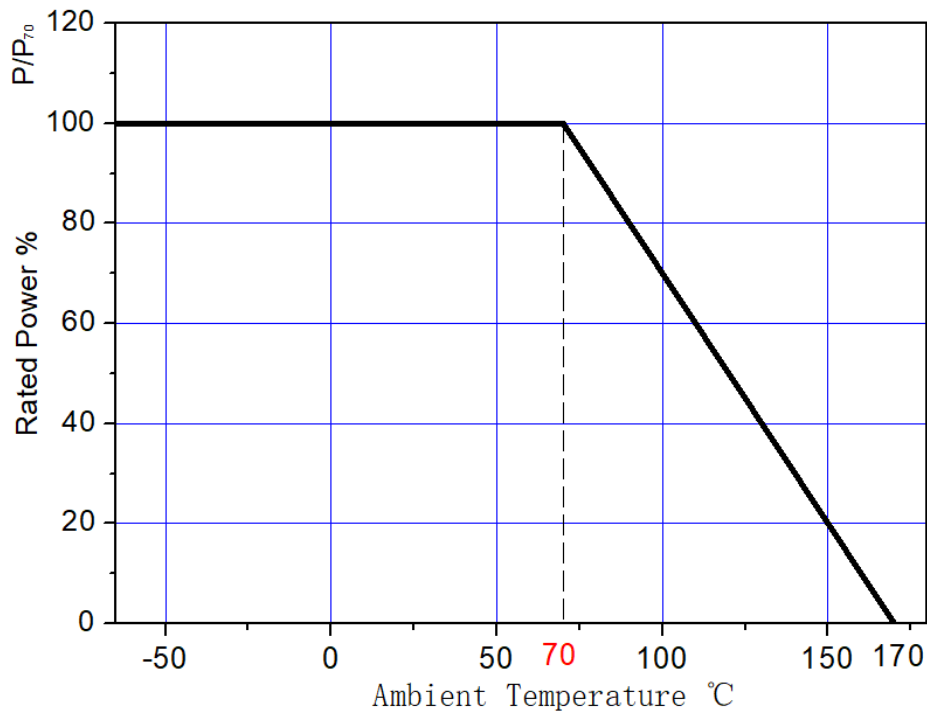
工作特性 Performance Characteristics

Items	Additional Requirements	Referencee	Limits
Temperature Cycling	1000 Cycles(-55°C to +125°C) Measurement at 24±2hours after test conclusion	JESD22 Method JA-104	±1%
High Temperature Exposure	1000hrs.@T=125°C.Unpowered. Measurement at 24±2hours after test conclusion	MIL-STD-202 Method 108	±1%
Moisture Resistance	t=24hrs/cycle.Note:Steps 7a & 7b not required. Unpowered. Measurement at 24±2hours after test conclusion	MIL-STD-202 Method 106	±1%
Biased Humidity	1000hrs 85°C/85%RH. Note:Specified conditions:10% of operating power. Measurement at 24±2hours after test conclusion	MIL-STD-202 Method 103	±1%
Operational Life	Condition D Steady State TA=125°C at rated power. Measurement at 24±2hours after test conclusion	MIL-STD-202 Method 108	±1%
Solderability	235°C±5°C,2s±0.5s	J-STD-202	95% Coverage Minimum
Resistance to Soldering Heat	260°C±5°C, 10s±1s Measurement at 24±2hours after test conclusion	MIL-STD-202 Method 210	±1%
Short Time Overload	5×Rated power for 5 s Measurement at 24±2hours after test conclusion	MIL-STD-202 Method 201	±1%

回流焊温度曲线 / Solder Reflow Temperature condition



降功率曲线 Power Derating



低阻值合金电流采样贴片电阻-ZLR1206系列

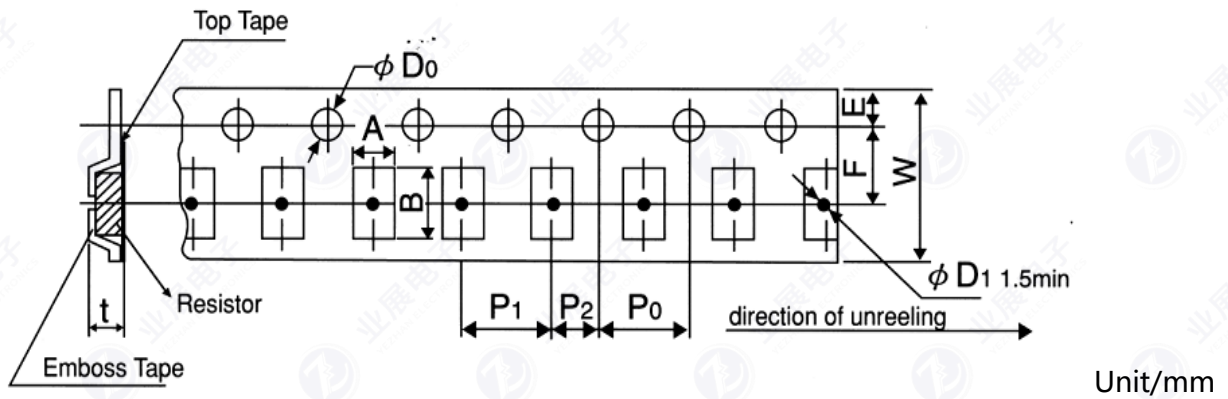
Low Resistance Metal Strip Chip Resistors-ZLR 1206 series

印字标识 Marking

015=15mΩ 1M5=1.5 mΩ

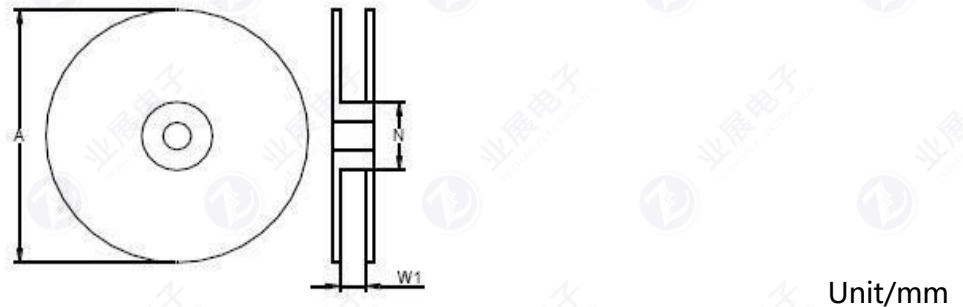
包装 Packaging

存储条件 Storage Conditions: Temperature:5°C~35°C, Humidity:40%~75%;
包装数量 Number of Package;
3000个/盘 3000 Pieces / Package.



Type	A±0.1	B±0.1	W±0.3	F±0.1	E±0.1	P ₁ ±0.1	P ₂ ±0.1	P ₀ ±0.1	D ₀ ±0.1	t±0.1
ZLR1206	2.1	3.7	8	3.5	1.75	4	2	4	1.5	1.12

料盘规格 Reel & Tape specifications



Type	A±5	N±2	W1±1
ZLR1206	178	60	9

低阻值合金电流采样贴片电阻-ZLR1206系列

Low Resistance Metal Strip Chip Resistors-ZLR 1206 series



业展电子
YEZHAN ELECTRONICS

版本信息 Version History

Version	Date	Description of amendment	Remarks
A1	29-Jul-2022	First issue	