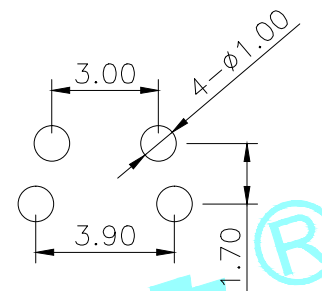
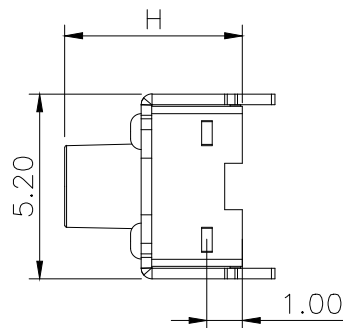
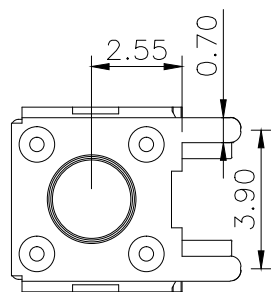
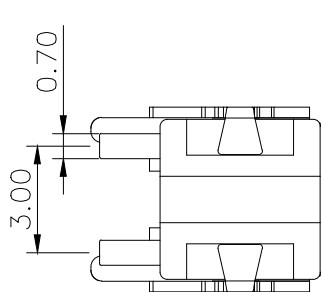
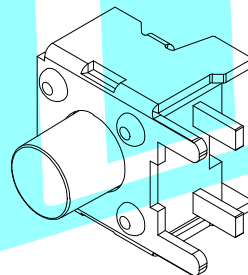
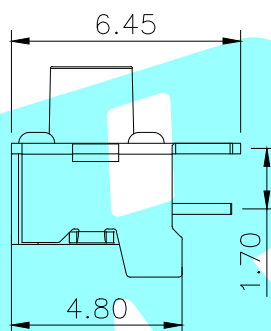


ROHS



PCB Layout (Pattern side)

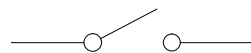


NO.1	
PART NO	H
A	3.8
B	4.3
C	4.8
D	5.0
E	6.0
F	7.0
G	8.0
H	4.5

NO.2-NO.3	
PART NO	NOTE
01~99	SERIAL NUMBER

Typical Specifications

1. Rating : DC 12V 50mA
2. Contact Resistance: $\leq 50m\Omega$
3. Insulation Resistance: $\geq 100m\Omega$
4. Operating Force: $250 \pm 40gf$
5. Travel: $0.25 \pm 0.1mm$
6. Life : 100,000 Cycles



Circuit Diagram

ITEM	PART NAME	TER'NO.	QTY.	MATERIAL	FINISHING	REMARK
⑤	Cover	—	1	Phosphor copper	Tin Plated	—
④	Keystoke	—	1	PPA	Black	—
③	Contact	—	1	F.Ag/SUS	Plating silver	—
②	Base	—	1	PPA	Black	—
①	Terminal	—	2	Brass(0.3t)	Plating silver	—

APPROVALS		DATE		 ELECTRONICS CO.,LTD			
DRAWN	LIUCAN	2021.9.23					
CHECKED				TITLE: TACT SWITCHS			
APPROVALS				PART NO. K2-1109AQ-□4SW-□□			
TOLERANCES ARE		30~以上 ±0.30	10~30 ±0.20	ANGLE	UNIT: mm	SCALE: 1:1	
		5~10 ±0.15	~ 5 ±0.10	±2'	DRAWING NO.	PROJ:	
ECN NO.		REV.	DATE.	DESCRIPTION.	CHANGE.	CHECK.	APPRO.

ECN NO.	REV.	DATE.	DESCRIPTION.	CHANGE.	CHECK.	APPRO.
—	A	—	NEW	—	—	—