

1

2

3

4

5

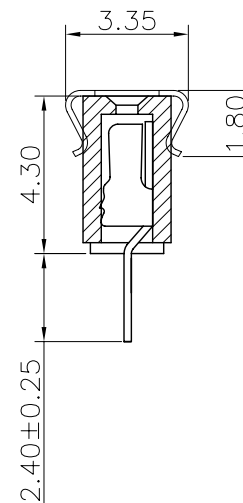
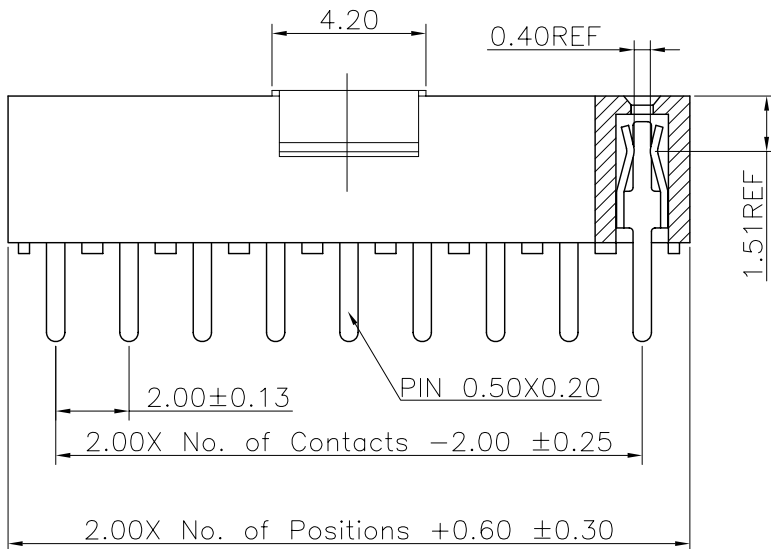
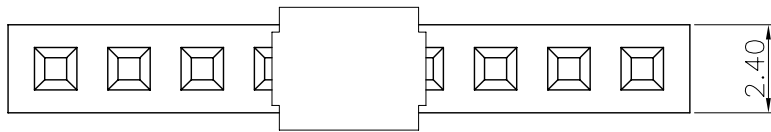
6

7

8

9

REV.	LOCAS.	DESCRIPTION	DATE	DRAWN
04	△	變更料號	2009.02.25	趙章池
05	△	依上級要求變更圖號	2012.05.21	李芳忠



Specifications

Current Rating: 2Amp

Insulation Resistance: 1000MΩ Min.

Dielectric Withstanding Voltage: 500VAC

Contact Resistance: 20mΩ Max.

Operating Temperature: -40°C to +105°C

Materials

Contact Material: Phosphor Bronze

Insulator Material: High Temperature

Thermoplastic, UL 94V-0 Nylon 6T or the equivalent material

All materials must meet Greenconn requirement for environment protection.

Ordering Information

C SFA101 - XX XX A 001 B 1 A X

No. of Pins per Row
02~40

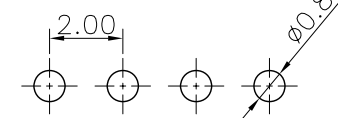
Standard Plating
02=Gold Flash
Selective Plating
01=Tin
05=Gold Flash/Tin

Color
1=Black

Standard Packing
A=Box
Selective Packing
C=Tube
E=Cap+Tube
F=Cap+Tape&Reel

Recommended P.C.Board Layout

(Tolerance: ±0.05)



格稜股份有限公司
Greenconn Corporation

GENERAL TOLERANCE	
X.*±5.0°	X.±0.30
.X*±3.0°	.X±0.25
.XX*±2.0°	.XX±0.15
.XXX*±1.0°	.XXX±0.10

DESIGN: 李芳忠	DATE: 2012.05.21
CHECKED: 劉北平	DATE: 2012.05.21
AUDITED: 李輝	DATE: 2012.05.21
APPROVED: cc_li	DATE: 2012.05.21

DWG. NO.	△△
CSFA101-CA1BA	
PART NO.	△
CSFA101-XXXX A001B1AX	

TITLE.	
2.00 FEMALE HEADER	
SINGLE ROW DIP TYPE	
CONNECTOR	

REV.	UNIT.	SCALE.	PAGE.
05	mm	5:1	1/1

1

2

3

4

5

6

7

8

9