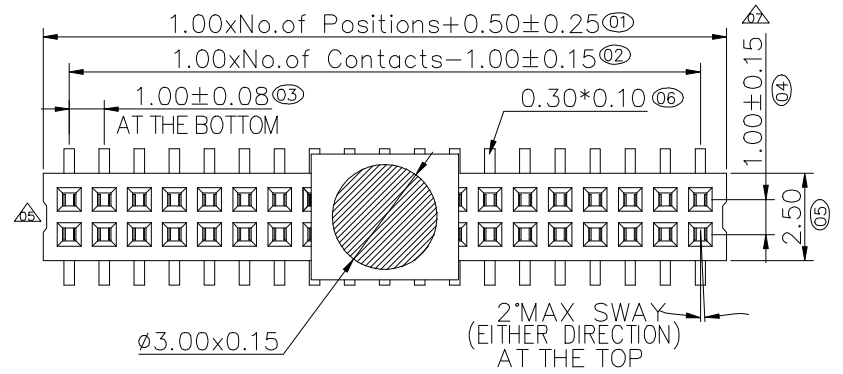
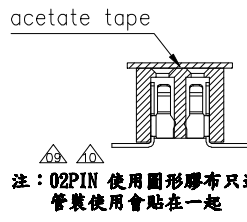


F
E
D
C
B
A

REV.	LOCAS.	DESCRIPTION	DATE	DRAWN
13	△△	產線反應自物料生產產品喇叭會重疊，變更CAP (R-H20701)	2020.08.24	何東華
14	△△	依業務要求增加車載料號	2021.09.24	何東華

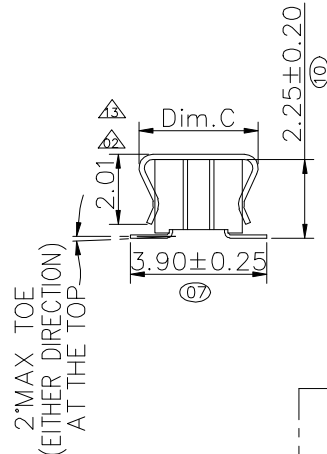
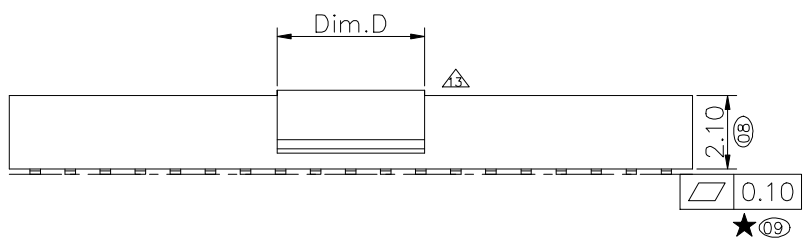


Dim.D	Dim.C	NOTE
3.00mm	3.85mm	03 Pin
4.20mm	3.40mm	04~40Pin



Specifications
 Current Rating: 1.0Amp △
 Insulation Resistance: 1000MΩMin. △
 Dielectric Withstanding Voltage: 300VAC △
 Contact Resistance: 20mΩMax. △
 Operating Temperature: -40°C to +105°C
 Max Process Temp: 230°C for 30~60 sec.
 Materials
 Contact Material: Phosphor Bronze
 Insulator Material: High Temperature Thermoplastic, UL 94V-0 LCP or the equivalent material
 ☆All materials must meet Greenconn hazardous substances control standards.
 "★": Critical Characteristics. indicates product characteristics, functionalities, and manufacturing processes regarding to customer's specifications
 "☆": Safety Features. indicates product characteristics, functionalities, and manufacturing processes complying to legal regulations stated by local government

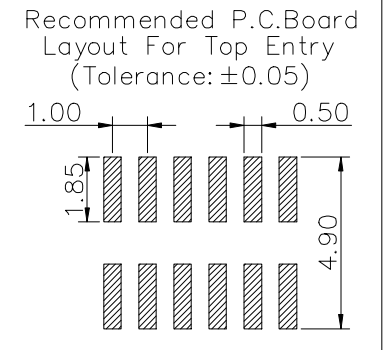
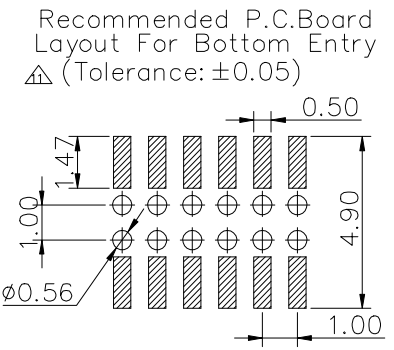
Greenconn P/N	Customer	Remarks
CSCC211-0202A001C1AC	G005	Automotive Connector
CSCC211-0202A001C1AD		



Ordering Information

△ SCC211 - XX XX A 001 C 1 A X

No. of Pins per Row: 02~40
 Standard Plating: 02=Gold Flash, 01=Tin, 05=Gold Flash/Tin
 Selective Plating: △ 10=10u*Gold on contact area other 0.6u*Gold
 Color: 1=Black
 Standard Packing: C=Tube
 Selective Packing: A=box, E=Cap+Tube, F=Cap+Tape&Reel, G=Acetate Tape+Tube, H=Acetate Tape+Tape&Reel



 Website: www.greenconn.com E-mail: sales@greenconn.com	3RD.ANG PROJ. PAGE. 1/1	GENERAL TOLERANCE X: ±5.0° X: ±0.30 .X: ±3.0° .X: ±0.25 .XX: ±2.0° .XX: ±0.15 .XXX: ±1.0° .XXX: ±0.10		DESIGNED: 何東華 DATE: 2021.09.24	DWG. NO. △△ CSCC211-CA1CA PART NO. △△ CSCC211-XXXX A001C1AX	TITLE: 1.00 FEMALE HEADER DUAL ROWS SMT TYPE CONNECTOR
		REV. 14 UNIT. mm SCALE. 5:1	CHECKED: 张春进 DATE: 2021.09.24			
		APPROVED: 邱国廷 DATE: 2021.09.24				