

■ Features

- High current type.
- Ferrite bobbin core and compact size.
- Low core loss for high frequency power application.
- Large terminal surface for good PCB bonding.
- Operating temperature: -40°C ~ +125°C.

■ Applications

- Portable communication equipment.
- Notebook PC, digital camera, LCD television set.
- Power supply for VTR, OA equipment.
- DC/DC converters.

■ Product Identification

YPRH □□□□ - □□□ □
(1) (2) (3) (4)

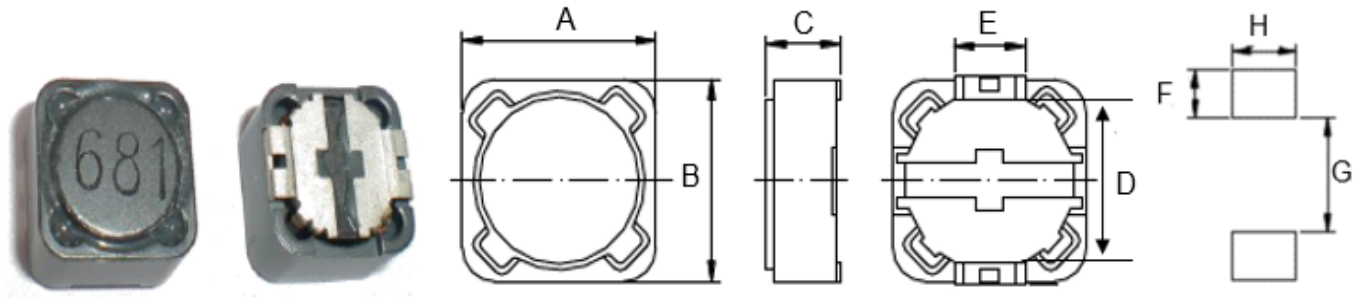
(1) : Type

(2) : Dimensions

(3) : Inductance value

(4) : Inductance Tolerance; N=±30%, M=±20%, K=±10%

■ Shapes and Dimensions (Unit: mm)



TYPE	A	B	C max	D	E	F Ref.	G Ref.	H Ref.
YPRH1209	12.0±0.5	12.0±0.5	10.0	7.60±0.2	5.0	2.8	7.0	5.4

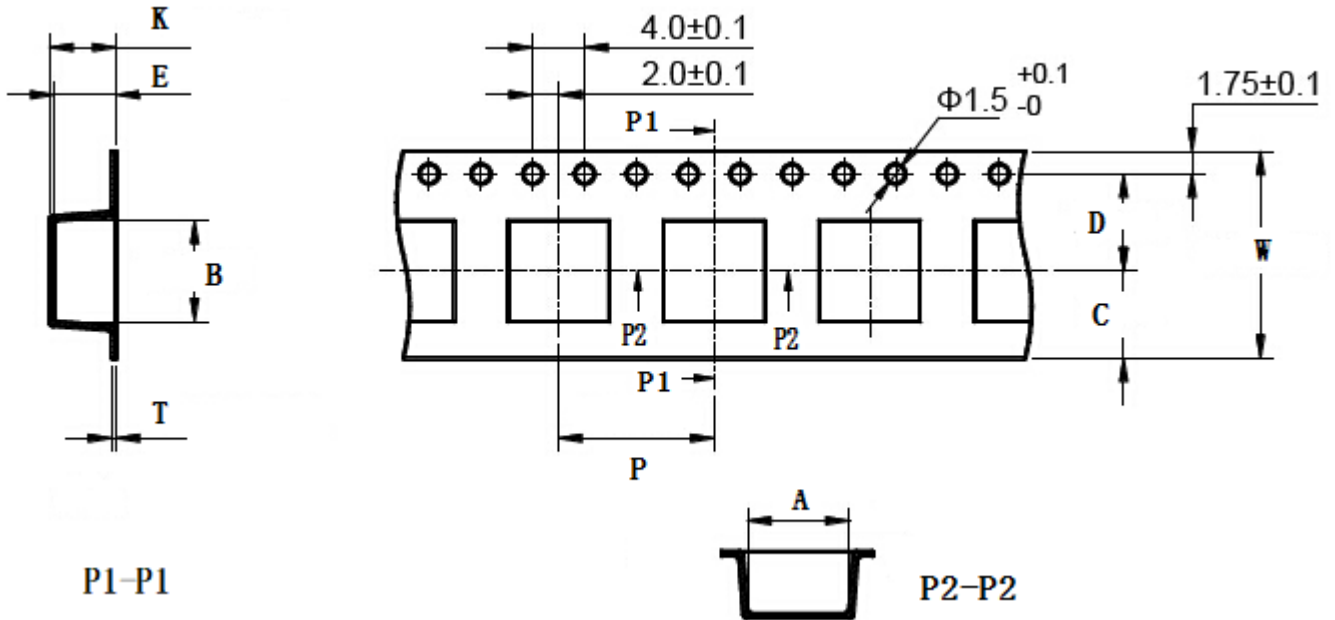
■ YPRH1209 Series

Part Number	Inductance (uH)	L Test Frequency (KHz)	Max.DC Resistance (Ω)	MAX.Rated Current (A)
YPRH1209-1R0□	1.00	100	0.006	19.90
YPRH1209-1R8□	1.80	100	0.007	13.40
YPRH1209-2R5□	2.50	100	0.008	12.16
YPRH1209-3R5□	3.50	100	0.010	12.00
YPRH1209-4R7□	4.70	100	0.011	10.08
YPRH1209-6R8□	6.80	100	0.013	8.56
YPRH1209-7R5□	7.50	100	0.014	8.48
YPRH1209-100□	10.0	100	0.018	7.12
YPRH1209-120□	12.0	100	0.019	7.04
YPRH1209-150□	15.0	100	0.026	5.84
YPRH1209-180□	18.0	100	0.028	5.48
YPRH1209-220□	22.0	100	0.029	5.12
YPRH1209-270□	27.0	100	0.042	4.68
YPRH1209-330□	33.0	100	0.053	4.25
YPRH1209-390□	39.0	100	0.058	3.92

Part Number	Inductance (uH)	L Test Frequency (KHz)	Max.DC Resistance (Ω)	MAX.Rated Current (A)
YPRH1209-470□	47.0	100	0.063	3.60
YPRH1209-560□	56.0	100	0.068	2.85
YPRH1209-680□	68.0	100	0.093	2.76
YPRH1209-820□	82.0	100	0.099	2.62
YPRH1209-101□	100	100	0.126	2.31
YPRH1209-121□	120	100	0.154	2.05
YPRH1209-151□	150	100	0.174	1.80
YPRH1209-181□	180	100	0.191	1.66
YPRH1209-221□	220	100	0.246	1.64
YPRH1209-271□	270	100	0.314	1.46
YPRH1209-331□	330	100	0.386	1.28
YPRH1209-391□	390	100	0.428	1.17
YPRH1209-471□	470	100	0.471	1.06
YPRH1209-561□	560	100	0.650	1.01
YPRH1209-681□	680	100	0.730	0.83
YPRH1209-821□	820	100	0.824	0.81
YPRH1209-102□	1000	100	1.220	0.70
YPRH1209-122□	1200	100	1.330	0.64
YPRH1209-152□	1500	100	1.990	0.56
YPRH1209-182□	1800	100	2.180	0.48
YPRH1209-222□	2200	100	2.580	0.43

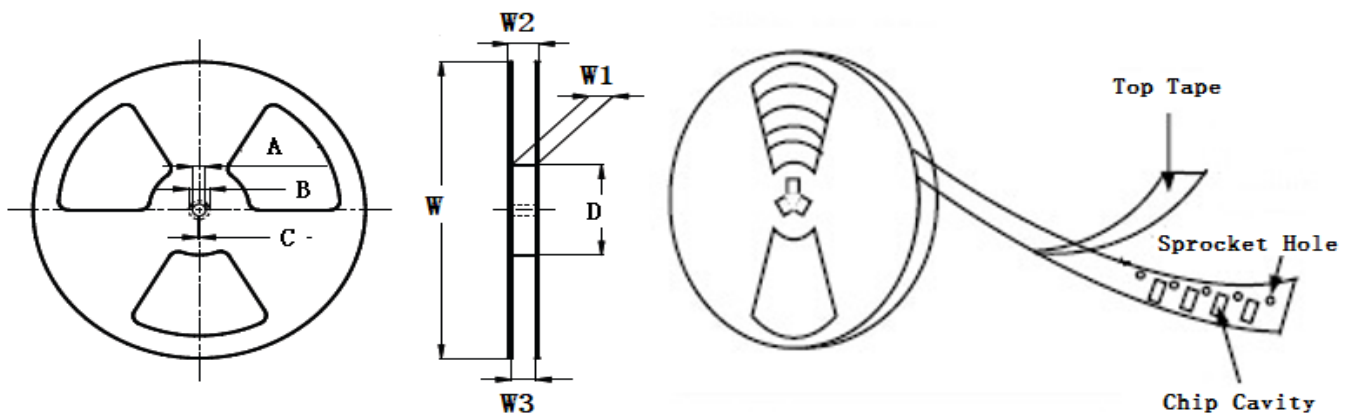
- ※ The saturation current value is the DC current value having inductance decrease down to 30%.(at 20°C)
- ※ The temperature rise current value is the DC current value having temperature increase up to 40°C. (at 20°C)
- ※ The rated current is the DC current value that satisfies both of current value saturation current value and temperature rise current value.

■ Taping Dimensions(Unit:mm)



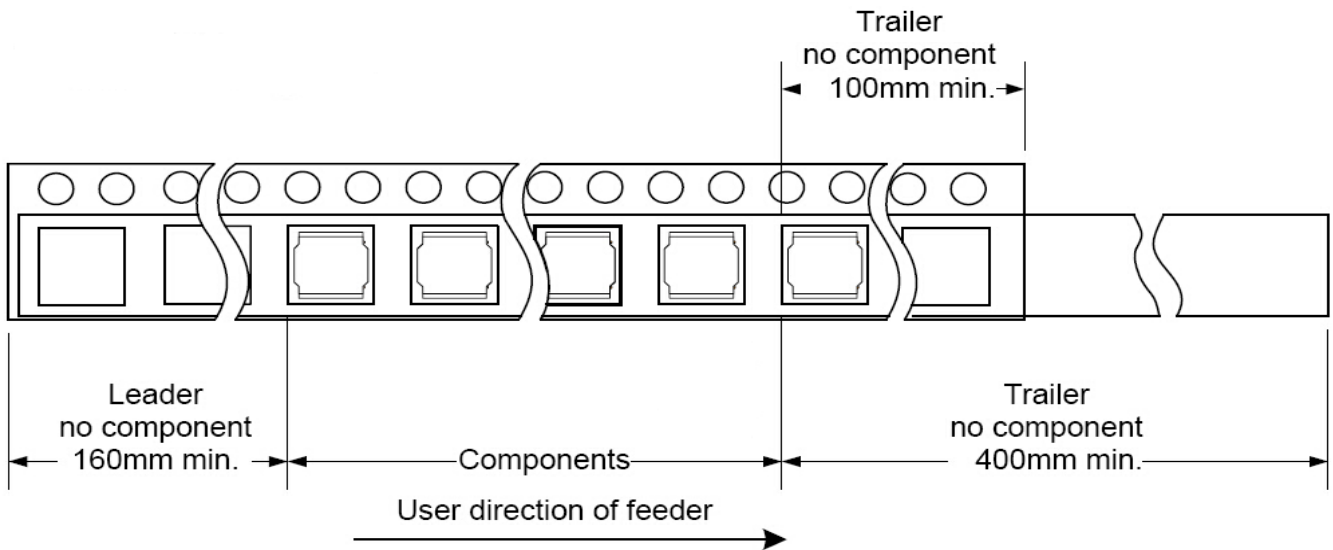
TYPE	MPQ	W	A	B	C	D	E	P	K	T
YPRH1209	400	24±0.3	12.6±0.1	12.6±0.1	10.75	11.5±0.1	8.2±0.1	20±0.1	10 Ref	0.4±0.05

■ Reel Dimensions(Unit:mm)



TYPE	W	W1	W2	W3	A	B	C	D
YPRH1209	330±2.00	24.4±1.50	30.40 Max	23.90 Min	13.0±0.50	21.0±0.80	2.0±0.50	100 Min

Direction of rolling



Cover tape peel off condition



Cover tape peel force shall be 0.1N to 1.3N.

Reference peel speed 300±10mm/min.