REV.	DESCRIPTION OF REVISIONS	APPR.	DRAW.	RELEASE	DATE
X1					Apr.06.2015
X2					

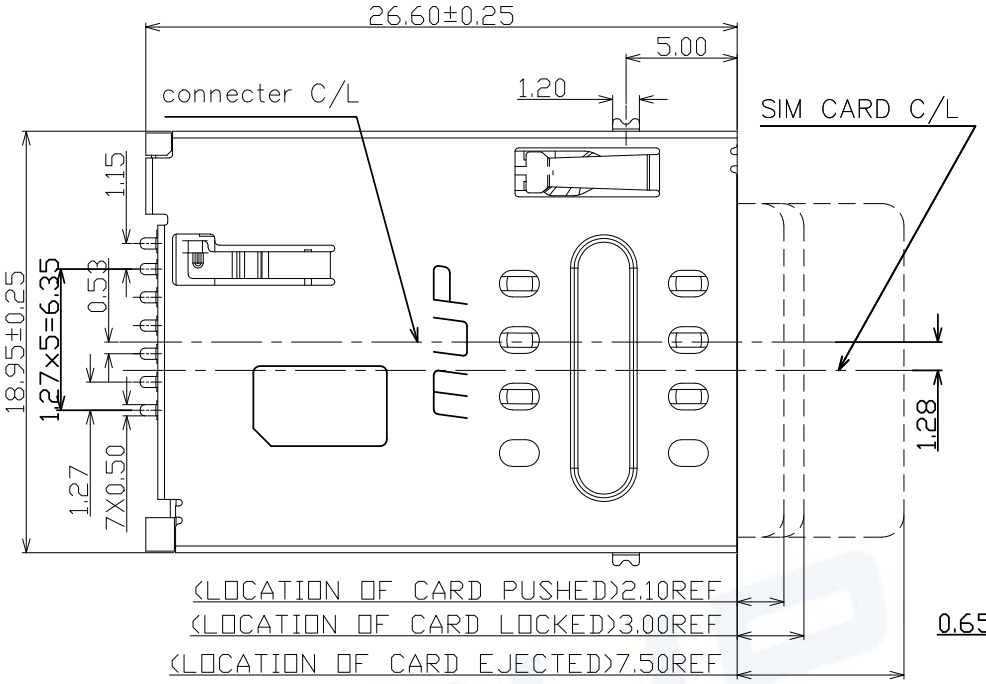

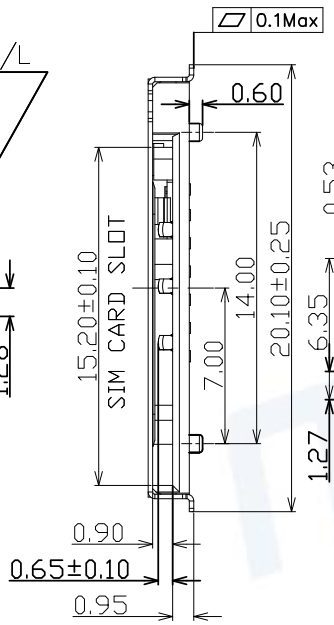

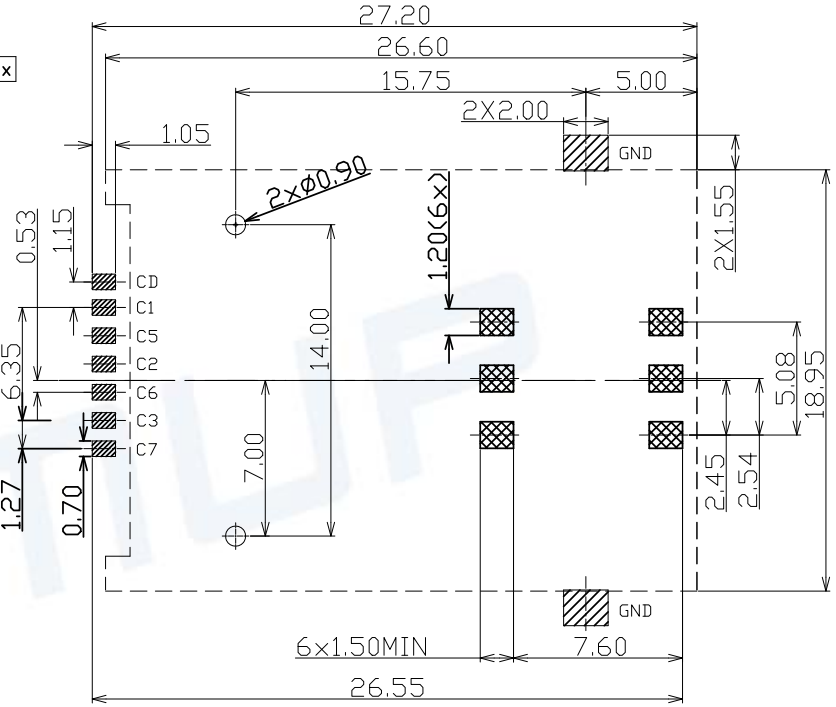

PAD AREA
KEEP AREA
NO PATTERN AND VIA HOLE IN THIS AREA

RECOMMENDED P.C.B LAYOUT
COMPONENT SIDE(TOLERANCE ±0.05)

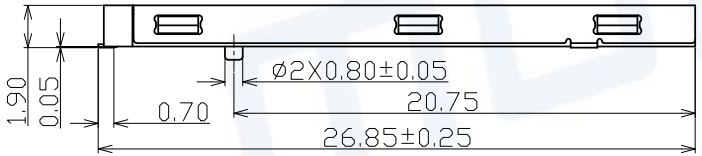

ITEM	PART NAME	Q'TY	MATERIAL	FINISH
1	HOUSING	1	Hi-temp Thermoplastic	Black UL94V-0
2	SHELL	1	Stainless Steel	SMT area:Gold plated
3	DATA CONTACT	6	Copper Alloy	Contact area:Gold plated
4	HEART CAM	1	Hi-temp Thermoplastic	Black UL94V-0
5	COLL SPRING	1	SWP	
6	CAM PIN	1	Stainless Steel	
7	SWITCH CONTACT	1	Copper Alloy	Contact area:Gold plated

SIM CARD	
Pin No.	NAME
C1	VCC
C2	RST
C3	CLK
C5	GND
C6	VPP
C7	I/O
CD	CARD DETECT SWITCH

TECHNICAL CHARACTERISTICS

1.General Characteristics
Dimensions:26.60LX18.85WX2.00H mm
Weight:Approx 1.70g±0.2g
Durability:5,000 cycles min.

2.Electrical Characteristics
Contact resisitance:50mΩ typical, 100mΩMax
Insulation resistance:>1000M/500V DC

3.Solderability
Vapor phase:215°C, 30sec.Max
IR reflow:260°C,5sec.Max
Manual soldering:370°C.3sec.Max

4.Environmental Characteristics
Operating remperature:-40°C~+85°C
Operating humidity:10%~+95%RH

ELECTRIC FUNCTION	DETECT SWITCH
WITHOUT CARD	CLOSED
CARD INSERTED	OPEN

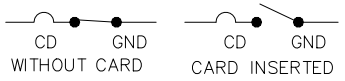

SWITCH OPERATION DIAGRAM

Pb RoHS
PROCESS COMPLIANT

Unless otherwise specified, other tolerance are:

X	±0.35	X°	±5°
X.X	±0.25	X.X°	±4°
X.XX	±0.15	X.XX°	±3°
X.XXX	±0.10	X.XXX°	±2°

PROJ. | UNIT mm | SCALE 1:1

CUSTOMER DRAWING

MUP MUP INDUSTRIAL CO.,LTD.

NAME: SIM CARD CONNCTOR

MODEL NO: MUP-C753-3

TYPE : With Post / 6PIN/Normally close

DRAWN	Seanw Apr.06.2015	DWG NO.: DWG-MUP-C753-3
CHECKED	Henry Apr.06.2015	SHEET 1/1
APPROVAL	Simon Apr.06.2015	REVISION X1