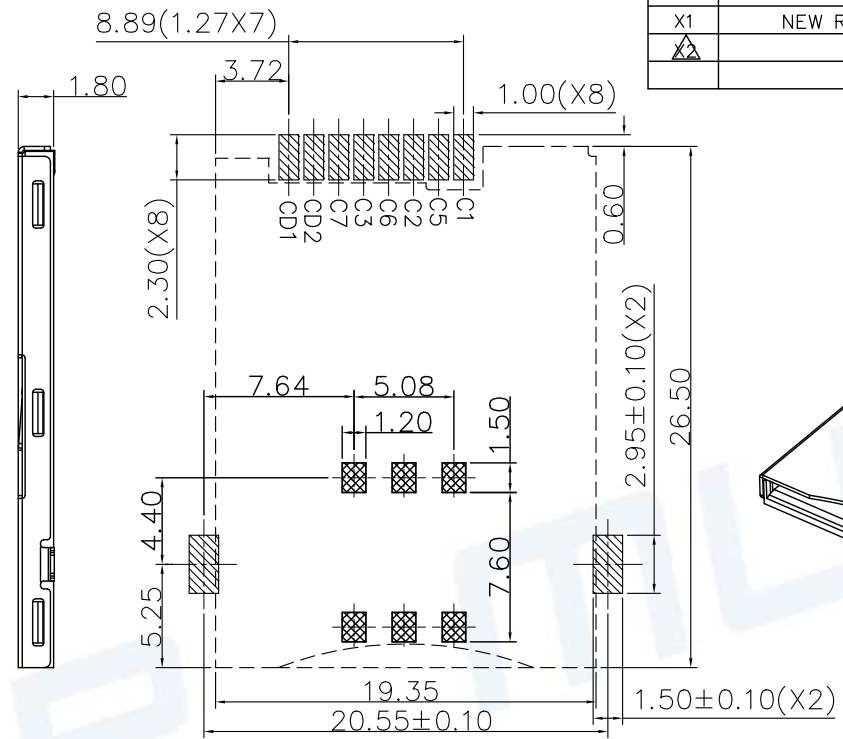
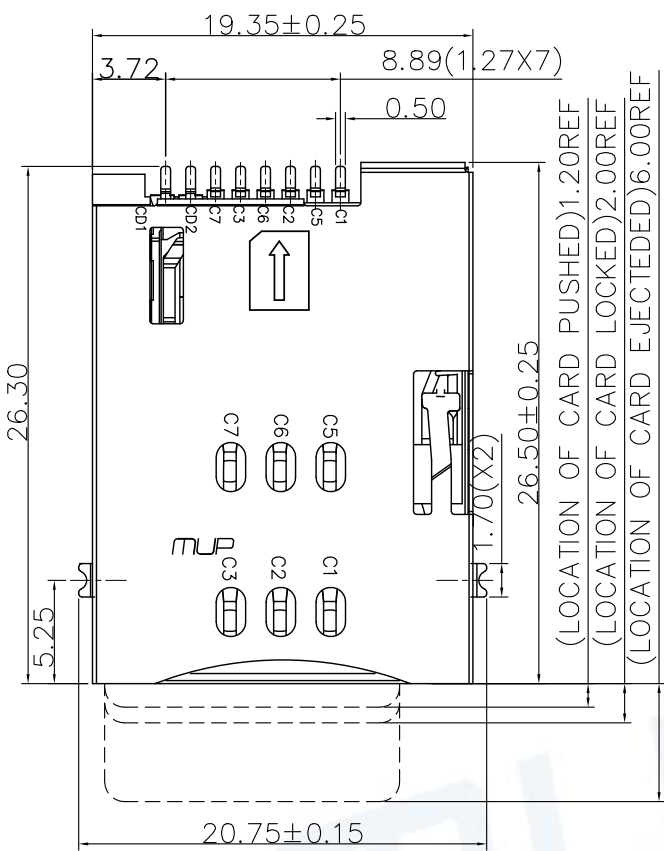
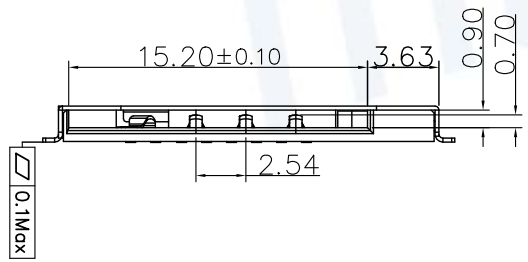
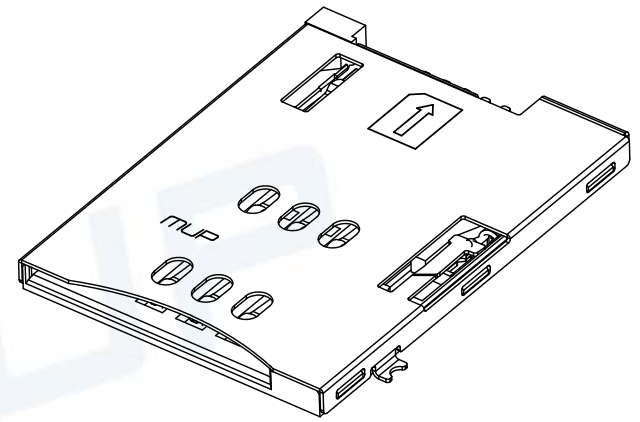


REV.	DESCRIPTION OF REVISIONS	APPR.	DRAW.	RELEASE	DATE
X1	NEW REVISION				Henry Jul.08.2016
△					

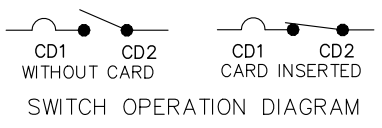


RECOMMENDED P.C.B LAYOUT
COMPONENT SIDE(TOLERANCE ±0.05)

▨ PAD AREA
- - - CONNECTOR OUTLINE
▣ NO PATTERN AND VIA HOLE IN THIS AREA



ELECTRIC FUNCTION	DETECT SWITCH
WITHOUT CARD	OPEN
CARD INSERTED	CLOSED



TECHNICAL CHARACTERISTICS

- General Characteristics
Dimensions: 26.50LX19.35WX1.80H mm
Weight: Approx 1.50±0.1g
Durability: 5,000 cycles min.
- Electrical Characteristics
Contact resistance: 50mΩ typical, 100mΩ max
Insulation resistance: >1000MΩ/500V DC
- Solderability
Vapor phase: 215°C, 30sec. Max
IR reflow: 250°C, 5sec. Max
Manual soldering: 370°C, 3sec. Max
- Environmental Characteristics
Operating temperature: -40°C~+85°C
Operating humidity: 10%~+95%RH

ITEM	PART NAME	Q'TY	MATERIAL	FINISH
1	HOUSING	1	Hi-temp Thermoplastic	Black UL94V-0
2	DATA CONTACT	6	Copper Alloy	Contact area Au plated, Tin plating on solder tails.
3	SHELL	1	Stainless Steel	SMT area: Au plated
4	COIL SPRING	1	SWP	
5	HEART CAM	1	Hi-temp Thermoplastic	Black UL94V-0
6	CAM PIN	1	Stainless Steel	
7	SWITCH CONTACT 1	1	Copper Alloy	Contact&solder area: Au plated
8	SWITCH CONTACT 2	1	Copper Alloy	Contact&solder area: Au plated

Unless otherwise specified, other tolerance are:

MUP MUP INDUSTRIAL CO.,LTD.

X ±0.35	X' ±5'	NAME:	SIM Card Connector	
X.X ±0.25	X.X' ±4'	MODEL NO.:	MUP-C750-2	
X.XX ±0.15	X.XX' ±3'	TYPE :	H1.80 mm without post	
X.XXX ±0.10	X.XXX' ±2'	PROJ.	Henry Jul.08.2016	DWG NO.:
UNIT	SCALE	CHECKED	Henry Jul.08.2016	DWG-MUP-C750-2
mm	1:1	APPROVAL	Simon Jul.08.2016	SHEET
CUSTOMER DRAWING			1/1	REVISION
				X1

