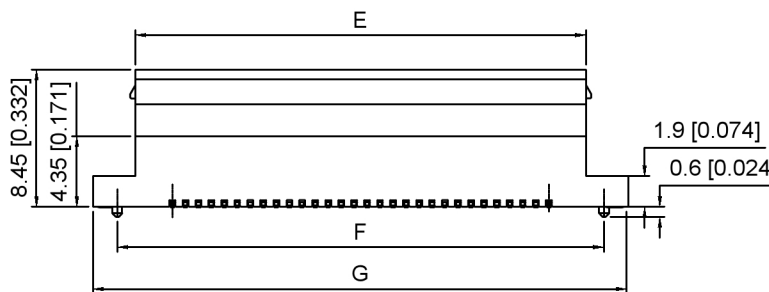
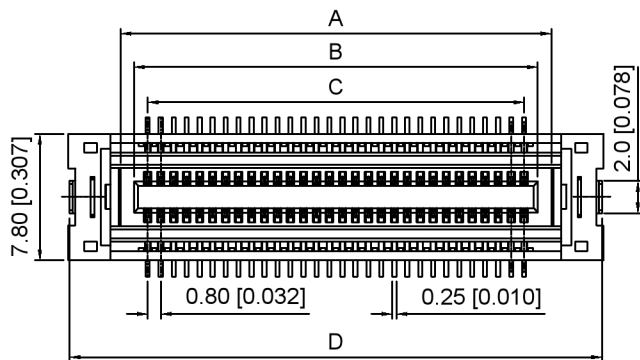


**Specifications:**

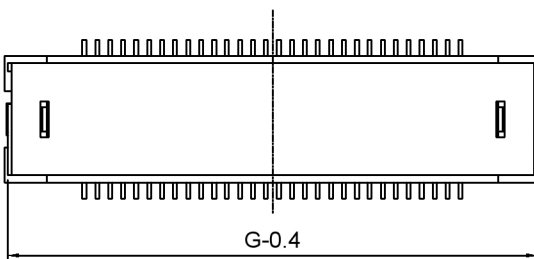
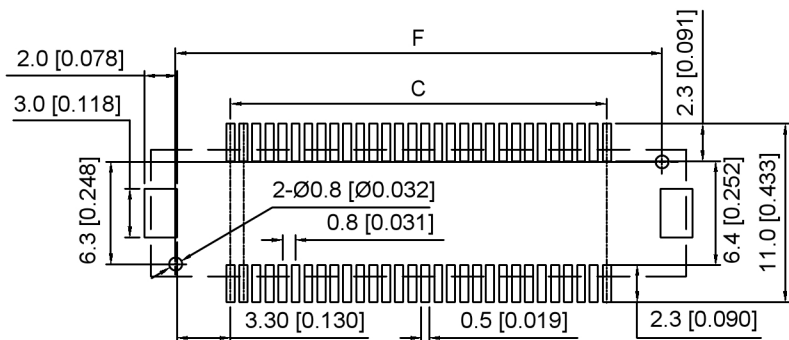
规格:  
**Voltage rating:**50V AC/DC  
**额定电压:** 50V AC/DC  
**Current rating:**0.5A AC/DC  
**额定电流:** 0.5A AC/DC  
**Withstanding voltage:**250V AC/minute  
**耐受电压:** 250V AC/分钟  
**Temperature range:**-40°C~+105°C  
**温度范围:** -40°C~+105°C  
**Insulation resistance:**500MΩ  
**绝缘电阻:** 500MΩ  
**Contact resistance:**100mΩ  
**接触电阻:** 100mΩ



X0815 F V S - XX A S - 9T V01

① ② ③ ④ ⑤ ⑥ ⑦ ⑧ ⑨

1. Series No
2. Category:Female
3. Welding Board Angle:V-Stright 180°
4. Welding Way:S-SMT
5. Row No.Pin No:XX-10-100Pin
6. Category:A-8.45mm Height
7. Special No:S-With positioning column
8. Material:9T-PA9T UL94V-0  
CAP Material: PA6T UL94V-0
9. Plating:Gold Plated 4u" MIN



X0815FVS-XXAS-9TV01	X0815WRS-XXAS-9TV01	/
	X0815WVS-XXBS-9TV01	11.75mm±0.5
	X0815WVS-XXCS-9TV01	24.7mm±0.5
	X0815WVS-XXDS-9TV01	9.75mm±0.5
	X0815WVS-XXES-9TV01	12.75mm±0.5
	X0815WVS-XXFS-9TV01	19.5mm±0.5
X0815WVS-XXGS-9TV01	18.0mm±0.5	
PART NO	Suitable XKB Wafer	Mating Height

Poles	Dimensions(mm)						
	A	B	C	D	E	F	G
10	6.55	4.90	3.20	12.82	7.80	10.00	13.00
20	10.55	8.90	7.20	16.82	11.80	14.00	17.00
30	14.55	12.90	11.20	20.82	15.80	18.00	21.00
40	18.55	16.90	15.20	24.82	19.80	22.00	25.00
50	22.55	20.90	19.20	28.82	23.80	26.00	29.00
60	26.55	24.90	23.20	32.82	27.80	30.00	33.00
70	30.55	28.90	27.20	36.82	31.80	34.00	37.00
80	34.55	32.90	31.20	40.82	35.80	38.00	41.00
90	38.55	36.90	35.20	44.82	39.80	42.00	45.00
100	42.55	40.90	39.20	48.82	43.80	46.00	49.00

**Recommended PCB Layout**  
**General Tolerance:±0.05**

X0815FVS-XXAS-9TV01	PA9T	Phosphor Bronze	X0815W
PART NO	Material	Material(Pin)	Suitable XKB Wafer

DSND	SCALE: N/A	MODEL TYPE: 0.8mm BTB Connector
DWN	VIEW:	PART NO.: X0815FVS-XXAS-9TV01
CHKD	UNIT: mm/in	DWG NO.:
APPD	SIZE: A4	X-X0815FVS-XXAS-9TV01
		WEIGHT
		SHEET
		REVISION



XKB INDUSTRIAL PRECISION CO.,LIMITED

广东星坤科技股份有限公司

MARK	DESCRIPTION	DATE	REVISED	APPROVED	UNSPECIFIED TOLERANCES
Δx					ANGULAR ±5°
Δx					L ≤ 4 ±0.2
Δx					4 < L ≤ 16 ±0.3
					16 < L ≤ 63 ±0.4
					L > 63 ±0.5

文件工程章