

SuperESD - UDD32CXXL01

1. Description

The UDD32CXXL01 Series are ultra-low capacitance transient voltage suppressor arrays, designed to protect applications such as portable electronics and smart phones. This series is available bidirectional configurations and is rated at 300 Watts for an 8/20us waveshape. At higher operating frequencies or faster edge rates, insertion loss and signal integrity are a major concern. This series offers a ultra-low capacitance and low leakage current in a miniature SOD-323 package.

2. Features

- IEC 61000-4-2 Level 4 ESD Protection
 - ±15kV Contact Discharge
 - ±15kV Air Discharge
- IEC 61000-4-4 EFT Protection
 - 40A (5/50ns)
- 300W Peak pulse Power (8/20us)
- RoHS compliance
- Bidirectional configuration
- Ultra-low Capacitance: 0.8pF (Typical)
- Low clamping voltage
- Protects one power or I/O

3. Applications

- Interfaces
 - USB 2.0/1.1
 - GPIO
 - Ethernet 10/100/1000 Mbps
 - Audio
- End Equipment
 - Industrial and Serve Robots
 - Laptops and Desktops
 - TV and Monitors
 - Wearables

4. Ordering Information

| Part Number | Package | Material | Packing | Quantity per reel | Flammability Rating | Reel Size | |
|------------------------------------|---------|--------------|-------------|-------------------|---------------------|-----------|---|
| UDD32CXXL01 | SOD-323 | Halogen free | Tape & Reel | 3000 PCS | UL 94V-0 | 7 inches | |
| Marking for the UDD32CXXL01 series | | | | | | | |
| V _{RWM} | 3.3V | 5V | 8V | 12V | 15V | 24V | - |
| Marking | CC | AC | BC | DC | EC | HC | - |

Table-1 Ordering information

5. Pin Configuration and Functions


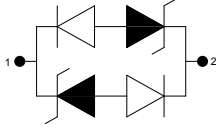
| Pin | Name | Description | Outline | Circuit Diagram |
|-----|------|---------------|--|---|
| 1 | IO | Connect to IO |  |  |
| 2 | IO | Connect to IO | | |

Table-2 Pin configuration

6. Specification

6.1. Absolute Maximum rating

Over operating free-air temperature range (unless otherwise noted)

| Parameters | Symbol | Min. | Max. | Unit |
|--|------------------|------|------------------|------|
| Peak pulse power (tp=8/20us)@25°C | P _{pk} | - | 300 | W |
| Peak pulse current (tp=8/20us)@25°C | I _{PP} | | Refer to Table-5 | A |
| ESD (IEC61000-4-2 air discharge) @25°C | V _{ESD} | - | ± 15 | kV |
| ESD (IEC61000-4-2 contact discharge) @25°C | V _{ESD} | - | ± 15 | kV |
| Junction temperature | T _J | - | 150 | °C |
| Operating temperature | T _{OP} | -40 | 125 | °C |
| Storage temperature | T _{STG} | -55 | 150 | °C |
| Lead temperature | T _L | - | 260 | °C |

Table-3 Absolute Maximum rating

6.2. Electrical Characteristics

| Symbol | Description |
|-----------|---|
| V_{RWM} | Rated reverse stand-off voltage |
| V_{BR} | Minimum breakdown voltage @ $I_T = 1\text{mA}$ |
| V_{CL} | Typical Clamping voltage |
| I_{PP} | Maximum peak pulse current |
| I_R | Reverse leakage current @ V_{RWM} |
| C_O | Typical line capacitance ($V_{IO}=0\text{V}$, $V_{P-P} = 30\text{mV}$, $f = 1\text{MHz}$) |

Table-4 Parameters Description

At $T_A = 25^\circ\text{C}$ unless otherwise noted

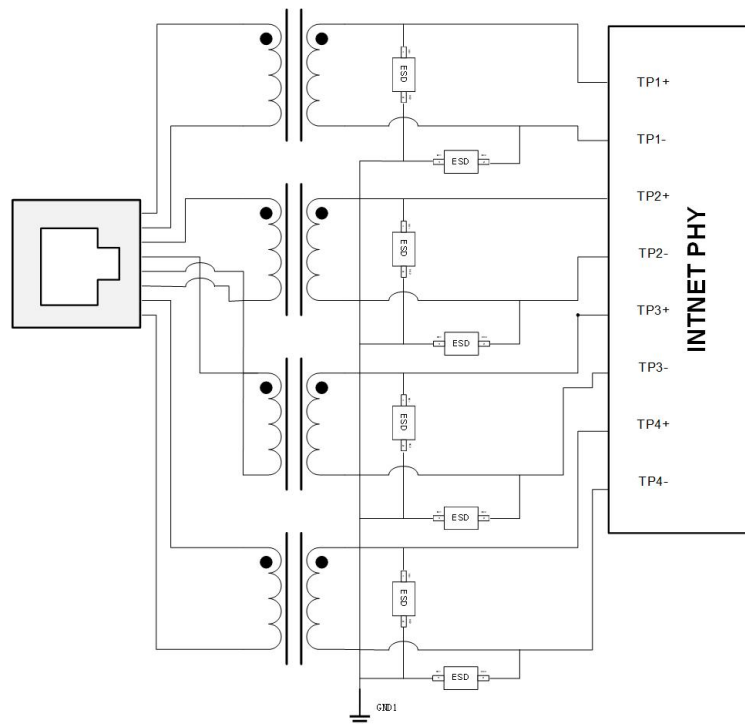
| Part Number | V_{RWM} | V_{BR} | $V_{CL}@I=1\text{A}$ | I_{PP} | $V_{CL}@I=I_{PP}$ | I_R | C_O |
|-------------|-----------|----------|----------------------|----------|-------------------|-------------------|-------|
| | (V) | (V) | (V) | (A) | (V) | (μA) | (pF) |
| UDD32C03L01 | 3.3 | 4.5 | 8.5 | 14.0 | 20.0 | 1.0 | 0.8 |
| UDD32C05L01 | 5.0 | 6.5 | 9.5 | 12.0 | 21.0 | 1.0 | 0.8 |
| UDD32C08L01 | 8.0 | 8.5 | 12.0 | 10.0 | 25.0 | 1.0 | 0.8 |
| UDD32C12L01 | 12.0 | 13.3 | 19.0 | 7.0 | 35 | 1.0 | 0.8 |
| UDD32C15L01 | 15.0 | 16.5 | 24 | 5.0 | 45 | 1.0 | 0.8 |
| UDD32C24L01 | 24.0 | 26.0 | 34 | 3.0 | 55 | 1.0 | 0.8 |

Table-5 Electrical Characteristics for All Series

7. Typical Characteristic

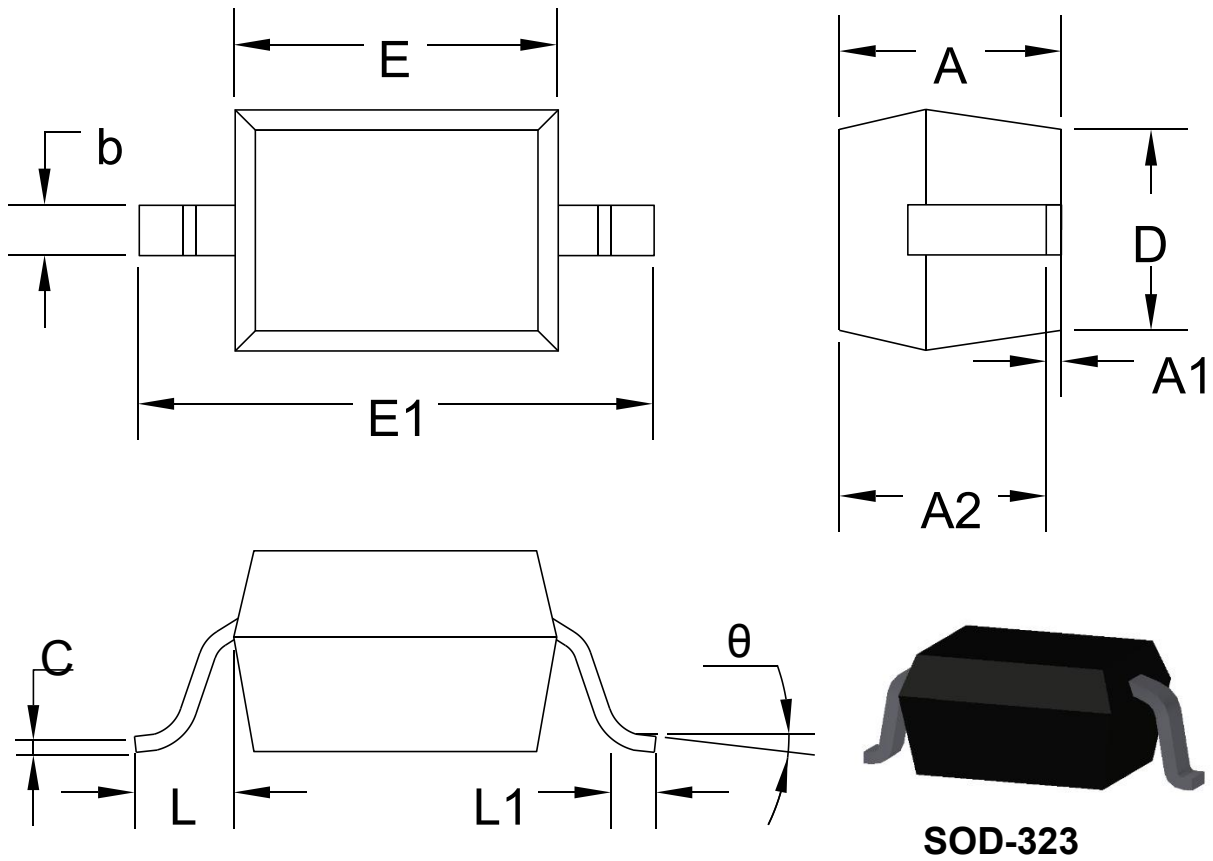


8. Typical Application



Pic-3 Typical Internet 1G Interface Application

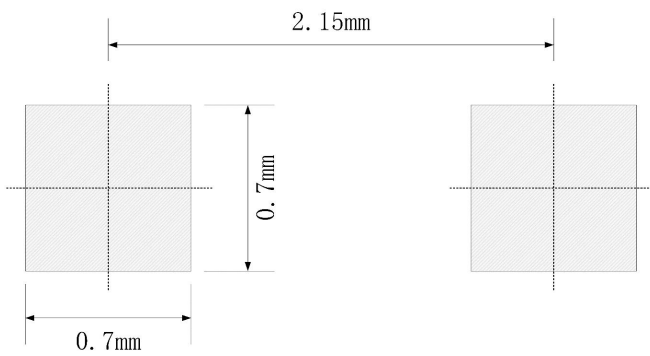
9. Dimension



| Symbol | Dimensions in Millimeters | | Dimensions in Inches | |
|--------|---------------------------|-------|----------------------|-------|
| | Min. | Max. | Min. | Max. |
| A | | 1.000 | | 0.039 |
| A1 | 0.000 | 0.100 | 0.000 | 0.004 |
| A2 | 0.800 | 0.900 | 0.031 | 0.035 |
| b | 0.250 | 0.350 | 0.010 | 0.014 |
| C | 0.080 | 0.150 | 0.003 | 0.006 |
| D | 1.200 | 1.400 | 0.047 | 0.055 |
| E | 1.600 | 1.800 | 0.063 | 0.071 |
| E1 | 2.550 | 2.750 | 0.100 | 0.108 |
| L | 0.475REF | | 0.019REF | |
| L1 | 0.250 | 0.400 | 0.010 | 0.016 |
| θ | 0° | 8° | 0° | 8° |

Table-6 product dimensions

10. Recommended Land Pattern

**Note:**

1. Controlling dimension: in millimeters
2. General tolerance: $\pm 0.05\text{mm}$
3. The pad layout is for reference only

DISCLAIMER

ELECSUPER PROVIDES TECHNICAL AND RELIABILITY DATA (INCLUDING DATASHEETS), DESIGN RESOURCES (INCLUDING REFERENCE DESIGNS), APPLICATION OR OTHER DESIGN ADVICE, SAFETY INFORMATION, AND OTHER RESOURCES “AS IS” AND WITH ALL FAULTS, AND DISCLAIMS ALL WARRANTIES, EXPRESS AND IMPLIED, INCLUDING WITHOUT LIMITATION ANY IMPLIED WARRANTIES OF MERCHANTABILITY, FITNESS FOR A PARTICULAR PURPOSE OR NON-INFRINGEMENT OF THIRD PARTY INTELLECTUAL PROPERTY RIGHTS.

These resources are intended for skilled developers designing with ElecSuper products. You are solely responsible for

- (1) selecting the appropriate ElecSuper products for your application;
- (2) designing, validating and testing your application;
- (3) ensuring your application meets applicable standards, and any other safety, security, or other requirements.

These resources are subject to change without notice. ElecSuper grants you permission to use these resources only for development of an application that uses the ElecSuper products described in the resource. Other reproduction and display of these resources are prohibited. No license is granted to any other ElecSuper intellectual property right or to any third party intellectual property right. ElecSuper disclaims responsibility for, and you will fully indemnify ElecSuper and its representatives against, any claims, damages, costs, losses, and liabilities arising out of your use of these resources. ElecSuper’s products are provided subject to ElecSuper’s Terms of Sale or other applicable terms available either on www.elecsuper.com or provided in conjunction with such ElecSuper products. ElecSuper’s provision of these resources does not expand or otherwise alter ElecSuper’s applicable warranties or warranty disclaimers for ElecSuper products.