

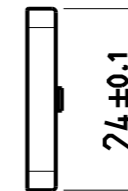
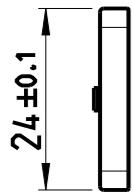
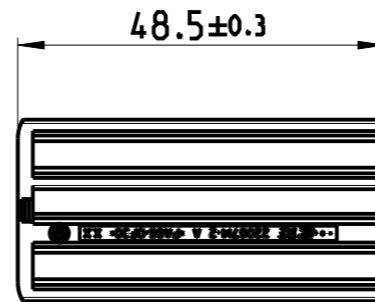
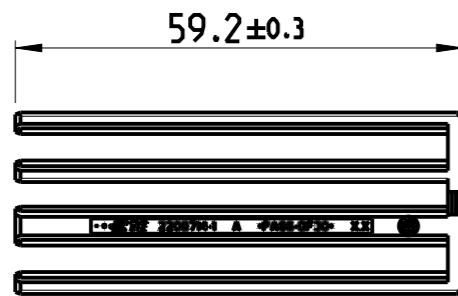


THIS DRAWING IS UNPUBLISHED.  
 VERTRAULICHE UNVERÖFFENTLICHTE ZEICHNUNG  
 © COPYRIGHT 2013 Tyco Electronics Corporation  
 RELEASED FOR PUBLICATION  
 FREI FÜR VERÖFFENTLICHUNG  
 2013  
 ALL RIGHTS RESERVED.  
 ALLE RECHTE VORBEHALTEN.

PROJECT NO.:  
 PRJ-11-3789

REVISIONS					
ÄNDERUNGEN		DESCRIPTION	DATE	DWN	APVD
P		LTR	BESCHREIBUNG		
	A1	NEW DRAWING	14MAR2014	RS	GKT

2208714-1

2208714-2



NOTES:

1. DELIVERY CONDITION - LOOSE PIECE

Bemerkungen:

1. Anlieferungszustand Teile - lose beigelegt

PRODUCT CHARACTERISTICS ACC. QMP EMEA\_12  
 BESONDERE MERKMALE NACH QMP EMEA\_12

TOLERANCES UNLESS OTHERWISE SPECIFIED ACC. TO DIN 16901-140 @ CENTRIC TO NOMINAL DIMENSION. EDITION 1982-11 SHALL APPLY.  
 Freimess toleranzen nach DIN 16901-140 @. Es gilt die Ausgabe 1982-11.

THIS DRAWING IS A CONTROLLED DOCUMENT.  
 DIMENSIONING AND TOLERANCING PER GPS (ISO STANDARDS)

DIMENSIONS: MASSEINHEITEN: MM	TOLERANCES UNLESS OTHERWISE SPECIFIED: ALLOUEREINTOLERANZEN
	0 PLC 1 PLC 2 PLC 3 PLC 4 PLC
	ANGLES/WINKEL ±1°
	FINISH/OBERFLÄCHE/FARBE

DWN	RAMESH S	12SEP2013
CHK	GOPI KT	10OCT2013
APVD	ZAYC M	-
PRODUCT SPEC		
VERARBEITUNGSSPEZ.		
WEIGHT	SEE TABLE	
GEWICHT		



NAME  
 SECONDARY LOCK, 91 POS AND 105 POS  
 1.2 CB CONTACT SYSTEM

USED ON	PART NO.	MATERIAL	DESCRIPTION	WEIGHT (g)	COLOUR	ITEM NO.
X-2208709-X	0-2208714-2	PA66-GF30	SECONDARY LOCK 91 POS. CON.	1.40	VOILET	2
X-2208720-X	0-2208714-1	PA66-GF30	SECONDARY LOCK 105 POS. CON.	1.70	VOILET	1

SIZE	A3	CAGE CODE	00779	DRAWING NO	ZEICHNUNGS-NR.	C-2208714	RESTRICTED TO	MUR FUER
SCALE	MASSTAB	1:1	SHEET	BLATT	1	OF	VON	1
CUSTOMER DRAWING	/KUNDENZEICHNUNG						REV	A1