

THIS DRAWING IS UNPUBLISHED.

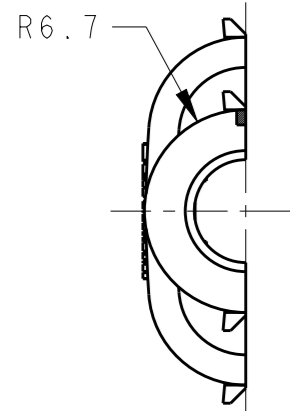
RELEASED FOR PUBLICATION

© COPYRIGHT 19 BY -

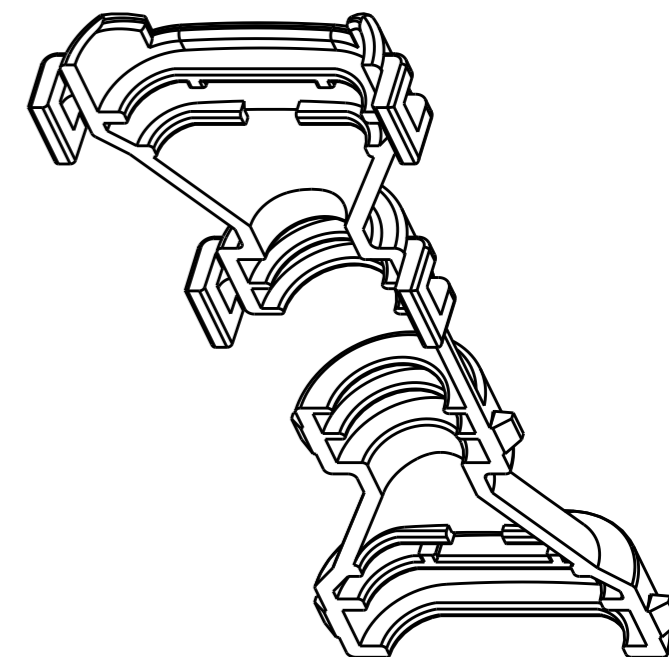
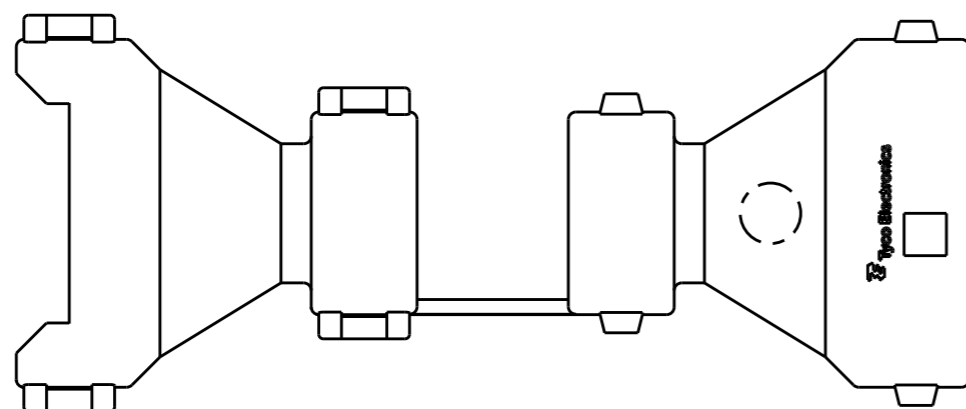
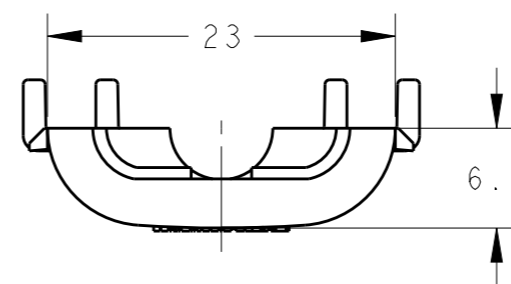
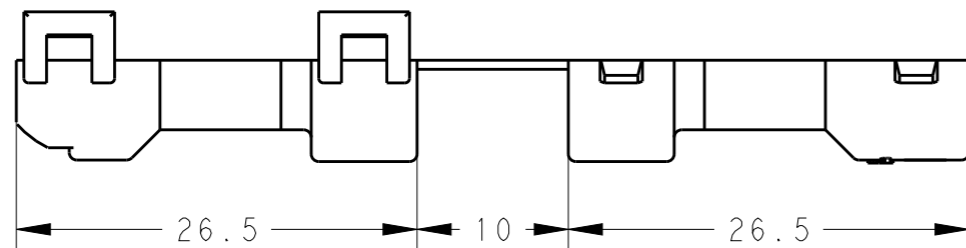
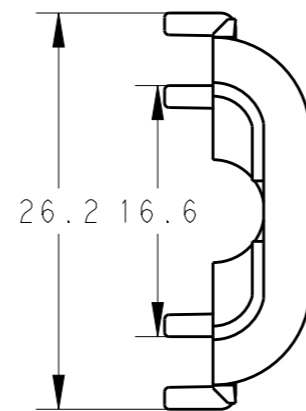
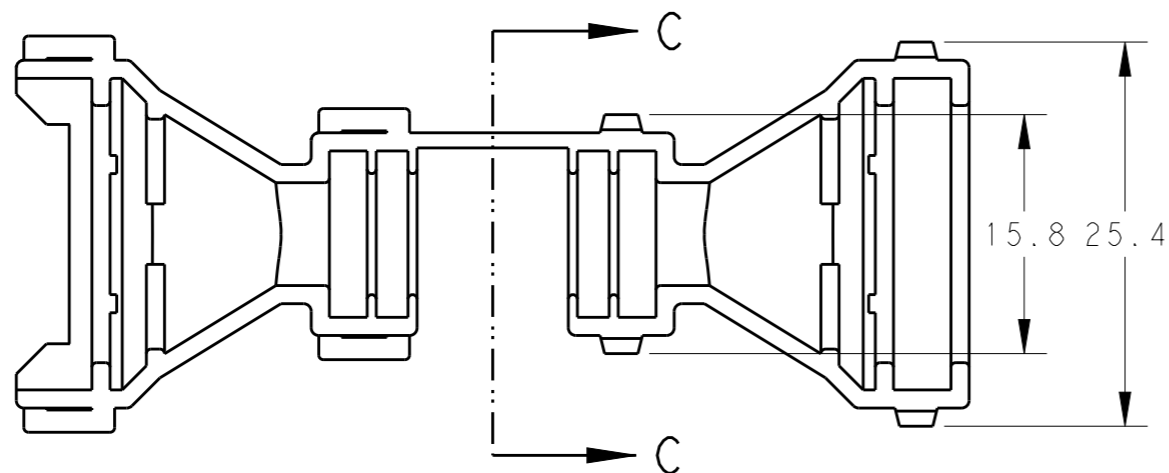
ALL RIGHTS RESERVED.

REVISIONS

P	LTR	DESCRIPTION	DATE	DWN	APVD
	A	INITIAL RELEASED	03DEC2015	R.Z	Y.W



SECTION C-C



NOTES:

- 1 MATERIAL: PA6/6
- 2 GENERAL TOLERANCE: ±0.2
- 3. APPLIED CONNECTOR:

P/N	DESCRIPTION
2050049-1/2	3P SENSOR CONNECTOR

- 4. APPLIED CORRUGATED TUBE:

P/N	DESCRIPTION
1813816-1	NW7.5, PA6, UNSLIT

- 5. PN 2050832-2 FOR GENERAL SALE.

PN 2050832-2

THIS DRAWING IS A CONTROLLED DOCUMENT.		DWN R. ZHANG 10MAR10	TE Connectivity		
DIMENSIONS: mm		CHK W. YUAN 10MAR10			
		APVD K. ODA 10MAR10	NAME COVER FOR 3P SENSOR CONNECTOR		
TOLERANCES UNLESS OTHERWISE SPECIFIED: <ul style="list-style-type: none"> Ø PLC ± 1 PLC ±0.5 2 PLC ±0.13 3 PLC ±0.013 4 PLC ±0.0001 ANGLES ±1 		PRODUCT SPEC	RESTRICTED TO		
MATERIAL		APPLICATION SPEC	SIZE A3	CAGE CODE 00779	DRAWING NO C-2050832
FINISH		WEIGHT	SCALE 2:1 SHEET 1 OF 1 REV A		
1		CUSTOMER DRAWING			