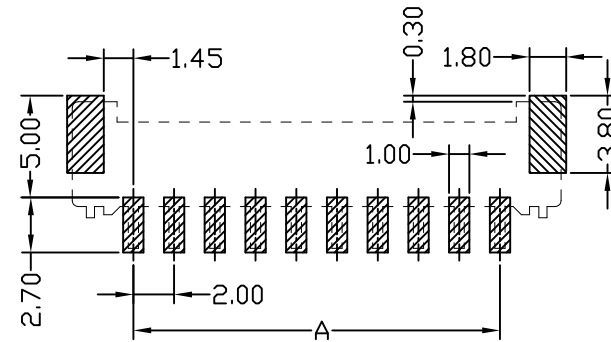
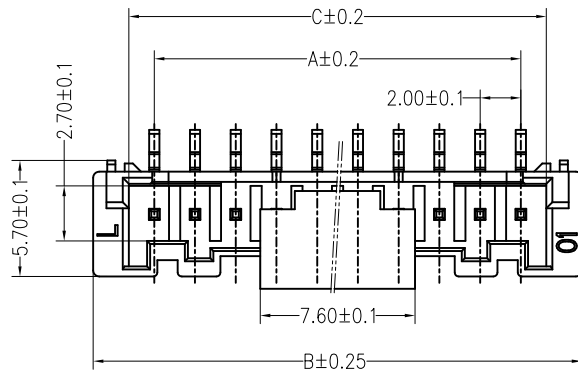
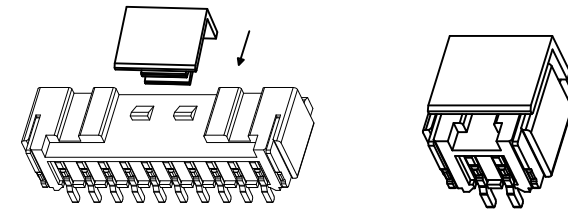


修订 REV	标记 MARK	修改摘要 REVISION DESCRIPTION	签名 SIGNATURE	日期 DATE
AO		NEW RELEASE	WANG	2018-04-07

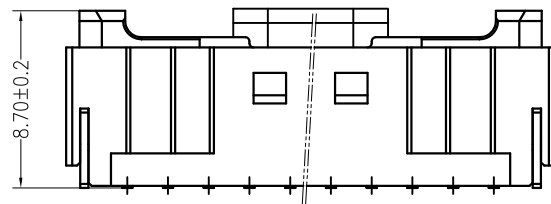


PCB LAYOUT

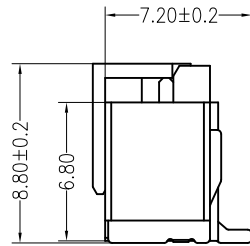


**Specifications:**

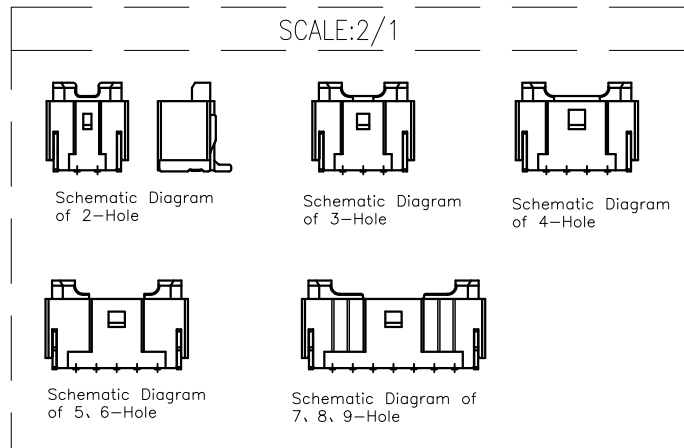
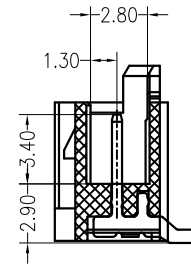
- Poles: 02 to 15
- Contact resistance:  $\leq 20m\Omega$
- Insulation resistance:  $\geq 1000M\Omega$
- Rated voltage: 250V AC DC
- Rated current: 3.0A AC DC
- Withstand Voltage: 800V AC/minute
- Temperature Range:  $-25^{\circ}C \sim +85^{\circ}C$
- Housing: PA6T UL94V-0, Natural (Beige)
- CAP: PA6T UL94V-0, Natural (Beige)
- Contacts: Brass/Sn-plated
- Solder Tabs: Brass/Sn-plated



Schematic Diagram of 10, 11, 12, 13, 14, 15-Hole



$\nabla$  0.1



PIN.	DIM A	DIM B	DIM C
2pin	2.00	8.00	4.55
3pin	4.00	10.00	6.55
4pin	6.00	12.00	8.55
5pin	8.00	14.00	10.55
6pin	10.00	16.00	12.55
7pin	12.00	18.00	14.55
8pin	14.00	20.00	16.55
9pin	16.00	22.00	18.55
10pin	18.00	24.00	20.55
11pin	20.00	26.00	22.55
12pin	22.00	28.00	24.55
13pin	24.00	30.00	26.55
14pin	26.00	32.00	28.55
15pin	28.00	34.00	30.55



深圳市华德共创科技有限公司

Shenzhen Huade co-create Technology Co., LTD  
TEL : 0755-27111225 FAX : 0755-29940187

-TOLERANCES- OTHERWISE SPECIFIED 公差参数表					TITLE: 产品名称: PA2.0立贴			
X.X	±0.30	X.X°	±3°	APPD: 核准:	XIE			
X.XX	±0.30	X.XX°	±2°	CHECK: 校对:	WANG			
X.XXX	±0.10	X.XXX°	±1°	DRAW: 绘图:	WANG			
PART NO: 产品编号:					HDGC2012WV-S-XP			
DATE					SCALE	UNIT	CODE NUMBER	
2018-04-07					1 : 1	mm	A018	