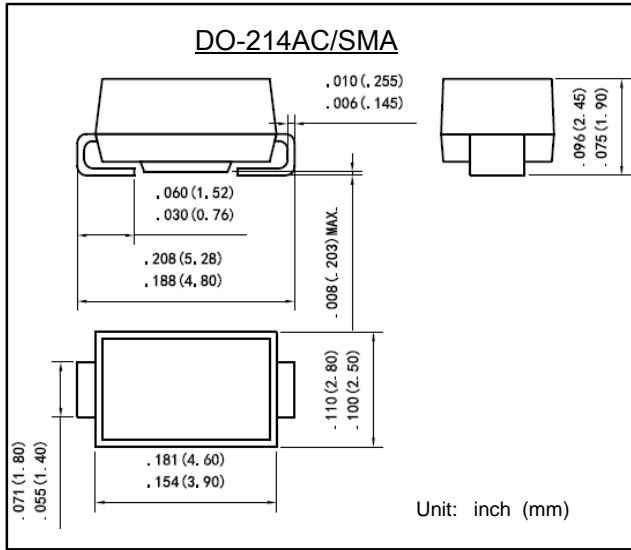




表面安装肖特基二极管  
反向电压 20 ~ 200 V  
正向电流 1.0 A

Surface Mounted Schottky Barrier Rectifiers  
Reverse Voltage 20 ~ 200 V  
Forward Current 1.0 A



## 特征 Features

- 反向漏电流低 Low reverse leakage
- 正向浪涌承受能力强 High forward surge capability
- 高信赖性 High reliability
- 高温焊接保证 High temperature soldering guaranteed:  
260°C/10 秒  
260°C/10seconds
- 引线 and 管体皆符合RoHS标准  
Lead and body according with RoHS standard
- 型号后缀“-F”标记无卤素产品  
Green compound with suffix "-F" on Marking

## 机械数据 Mechanical Data

- 封装外形:DO-214AC塑封 Case:DO-214AC Molded plastic
- 环氧树脂: UL易燃等级: 94V-0  
Epoxy: UL 94V-0 rate flame retardant
- 引脚: 镀锡,无铅 Lead: Pure tin plated, lead free

最大值和特性 TA = 25°C 除非另有规定。

Maximum Ratings & Characteristics Ratings at 25°C ambient temperature unless otherwise specified.

参数 Parameter	符号 Symbols	SS12	SS13	SS14	SS15	SS16	SS18	SS110	SS115	SS120	单位 Unit
最大可重复峰值反向电压 Maximum repetitive peak reverse voltage	$V_{RRM}$	20	30	40	50	60	80	100	150	200	V
最大均方根电压 Maximum RMS voltage	$V_{RMS}$	14	21	28	35	42	56	70	105	140	V
最大直流阻断电压 Maximum DC blocking voltage	$V_{DC}$	20	30	40	50	60	80	100	150	200	V
最大正向平均整流电流 Maximum average forward rectified current	$I_{F(AV)}$	1.0									A
正向不重复浪涌电流 8.3 ms单一正弦半波 Non-repetitive peak forward surge current 8.3 ms singlehalf sine-wave	$I_{FSM}$	30									A
最大正向电压 @ $I_F=1.0A$ Maximum forward voltage	$V_F$	0.55			0.70		0.85		0.92	0.95	V
最大反向电流 @ $V_{DC}$ TA= 25°C Maximum reverse current TA= 100°C	$I_R$	0.5					0.1				mA
		20					10				
典型热阻 Typical thermal resistance (Note 1)	$R_{\theta JA}$ $R_{\theta JL}$	85 25									°C/W
典型结电容 VR=4.0V,f=1MHz Type junction capacitance	$C_J$	90									pF
工作结温 Operating junction	$T_J$	-55 --- +125					-55 --- +150				°C
存储温度 Storage temperature rang	$T_{STG}$	-55 --- +150									°C

备注 Note:

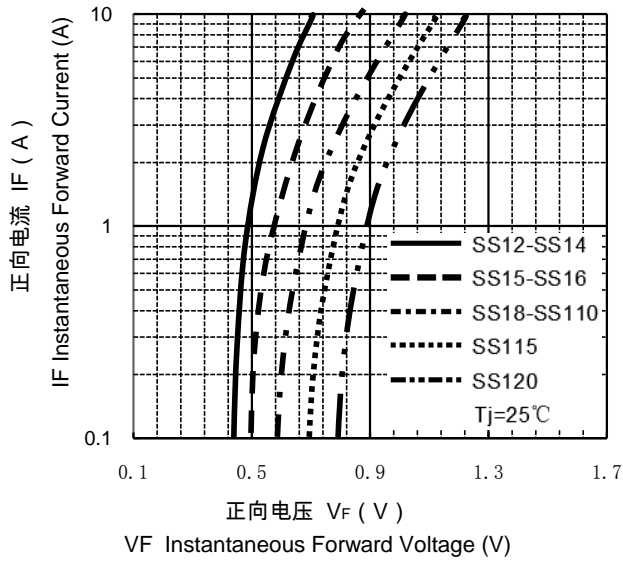
- 1) 安装在PCB板上, 从PN结到周围环境的热阻。
- 1) Thermal resistance from junction to ambient , PCB mounted.



## 特性曲线 Characteristic Curves

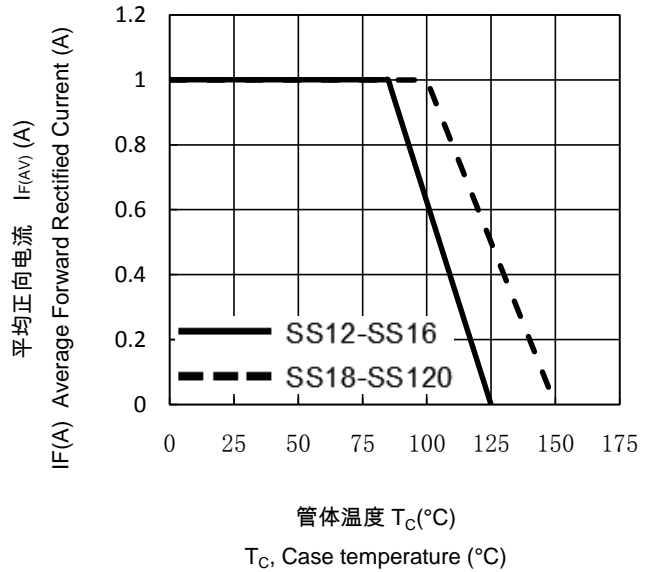
### 正向特性曲线 (典型值)

#### TYPICAL FORWARD CHARACTERISTIC



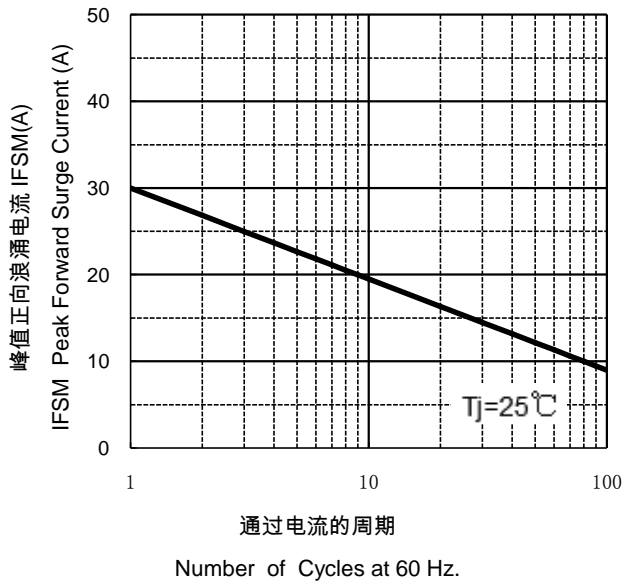
### 正向电流降额曲线

#### FORWARD CURRENT DERATING CURVE



### 浪涌特性曲线 (最大值)

#### MAXIMUM NON REPETITIVE PEAK FORWARD SURGE CURRENT



### 反向特性曲线

#### Typical Reverse Characteristics

