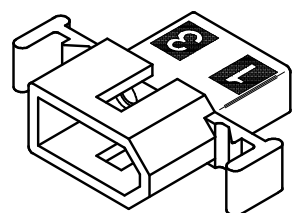
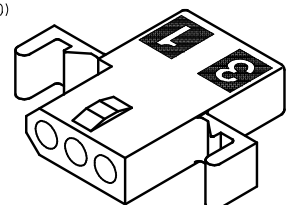
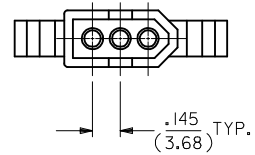
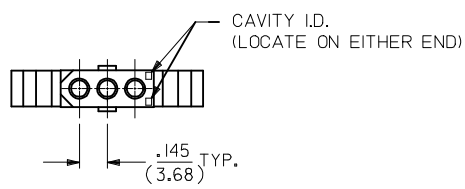
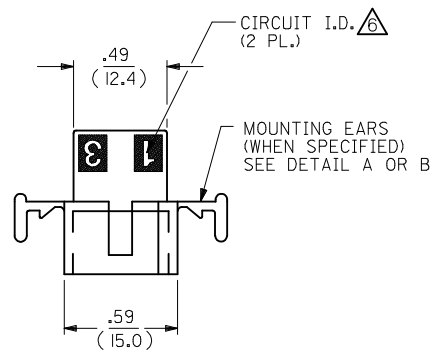
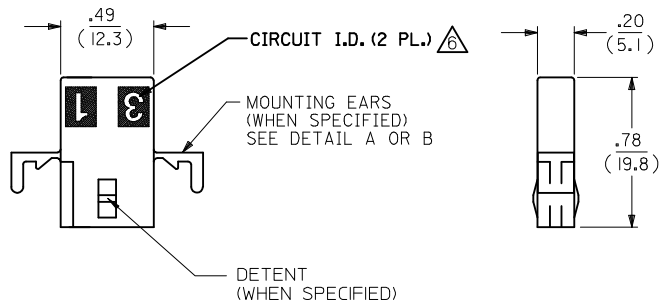
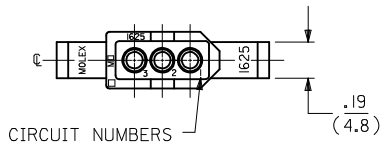
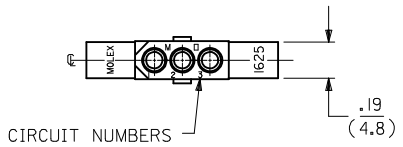


RECEPTACLE

PLUG



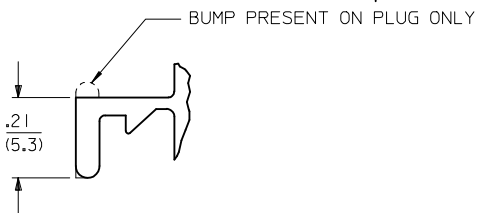
RECEPTACLE HOUSING
SHOWN WITH STANDARD EARS

PLUG HOUSING
SHOWN WITH STANDARD EARS

0306031 OBSOLETE IEC NO: UCP2015-0278 DRWN:KIPPER 2014/07/22 CHKD:JBELL 2014/07/24 APPR:FSMITH 2014/07/31	QUALITY SYMBOLS 	GENERAL TOLERANCES (UNLESS SPECIFIED)		DIMENSION STYLE IN/MM		SCALE 2:1	DESIGN UNITS INCH	THIRD ANGLE PROJECTION		
		4 PLACES	± .010	± .010	DRAWN BY	DATE	TITLE PLUG AND RECEPTACLE HOUSINGS, 3 CIRCUIT, .062 DIA.			
		3 PLACES	± .010	± .010	KBW	1/26/89				
		2 PLACES	± 0.25	± .014	CHECKED BY	DATE	molex			
1 PLACE	± 0.35	± .014	RW	1/26/89						
0 PLACE	± .010	± .010	APPROVED BY	DATE	MATERIAL NO. SEE CHART		DOCUMENT NO. SD-1625-3*		SHEET NO. 1 OF 2	
REV M4		DESCRIPTION DRAFT WHERE APPLICABLE MUST REMAIN WITHIN DIMENSIONS		ANGULAR ±1/2°		THIS DRAWING CONTAINS INFORMATION THAT IS PROPRIETARY TO MOLEX INCORPORATED AND SHOULD NOT BE USED WITHOUT WRITTEN PERMISSION				

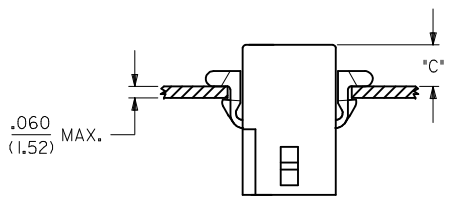
PLUG		
PART NO.	ENG. NO.	
03-06-2031	I625-3P	
03-06-2032	I625-3P1	
03-06-2034	I625-3P4BK	
03-06-7032	I625-3P1BK	OBSOLETE
03-06-2033	I625-3P4	

RECEPTACLE		
PART NO.	ENG. NO.	
03-06-1033	I625-3R2	
03-06-1031	I625-3R	
03-06-1032	I625-3R1	
03-06-6031	I625-3RBK	OBSOLETE
03-06-6032	I625-3R1BK	OBSOLETE
03-06-1034	I625-3R3	
03-06-1038	I625-3R4	



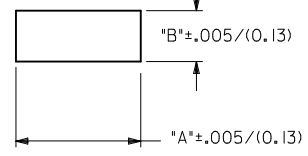
DETAIL A

.062/(1.57) STANDARD MOUNTING EAR (SCALE 4:1)



RECOMMENDED PANEL OPENING

HOUSING	DIM. "A"	DIM. "B"	"C" PREBENT EAR	"C" STANDARD EAR
PLUG	.754/(19.15)	.318/(8.08)	.19/(4.8)	.18/(4.6)
RECEPT.	.650/(16.51)	.265/(6.73)	.21/(5.3)	.20/(5.1)

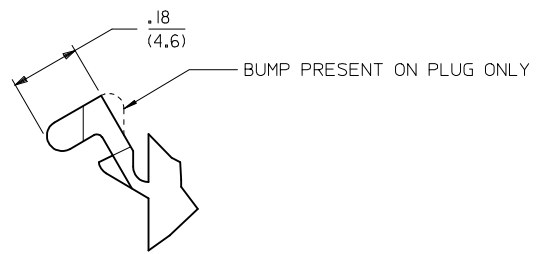


OPTION	STANDARD EARS (PER DETAIL A)	PREBENT EARS (PER DETAIL B)	DETENTS
BLANK	X		X
1			X
2			
3	X		
4		X	X

X = PRESENT

COLOR: _____
 BLANK = NATURAL COLOR
 AM = AMBER BK = BLACK BU = BLUE
 BN = BROWN GY = GRAY GN = GREEN
 OR = ORANGE RD = RED YW = YELLOW

LEGEND:
 I625-3****
 CIRCUIT SIZE
 P = PLUG
 R = RECEPTACLE



DETAIL B

.062/(1.57) PREBENT MOUNTING EAR (SCALE 4:1)

- NOTES:-
1. MATERIAL: NYLON TYPE 6/6, 94V-2.
 2. FINISH: NONE.
 3. PRODUCT SPECIFICATION: PS-02-06.
 4. PACKAGING SPECS: BULK PACK PER PK-1625-003.
 5. ACCEPTS MOLEX .062" SERIES TERMINALS.

ETCHED CIRCUIT I.D. NUMBERS ON HOUSING MAY OR MAY NOT BE PRESENT.

7. PARTS CONFORM TO CLASS B REQUIREMENTS OF COSMETIC SPECIFICATION PS-45499-002.

SEE SHEET 1 EC NO: UCP2015-0278 DRAWN: KIPPER 2014/07/22 CHKD: BELM 2014/07/24 APPR: FSMITH 2014/07/31	QUALITY SYMBOLS ▽=0 ▽=0 ▽=0	GENERAL TOLERANCES (UNLESS SPECIFIED)		DIMENSION STYLE IN/MM	SCALE 2:1	DESIGN UNITS INCH	THIRD ANGLE PROJECTION
				DRAWN BY KBW	DATE 1/26/89	PLUG AND RECEPTACLE HOUSINGS, 3 CIRCUIT, .062 DIA.	
				CHECKED BY RW	DATE 1/26/89		
				APPROVED BY FSMITH		DATE 2014/07/31	molex
		ANGULAR ±1/2°		MATERIAL NO. SEE CHART	DOCUMENT NO. SD-1625-3*	SHEET NO. 2 OF 2	
DRAFT WHERE APPLICABLE MUST REMAIN WITHIN DIMENSIONS		THIS DRAWING CONTAINS INFORMATION THAT IS PROPRIETARY TO MOLEX INCORPORATED AND SHOULD NOT BE USED WITHOUT WRITTEN PERMISSION					