



Features

- ◇ Low cost
- ◇ Low leakage
- ◇ Low forward voltage drop
- ◇ High current capability
- ◇ Easily cleaned with Alcohol, Isopropanol and similar solvents
- ◇ The plastic material carries U/L recognition 94V-0

Mechanical Data

- ◇ Case: JEDEC DO-214AA, molded plastic
- ◇ Polarity: Color band denotes cathode
- ◇ Weight: 0.003 ounces, 0.093 gram
- ◇ Mounting position: Any

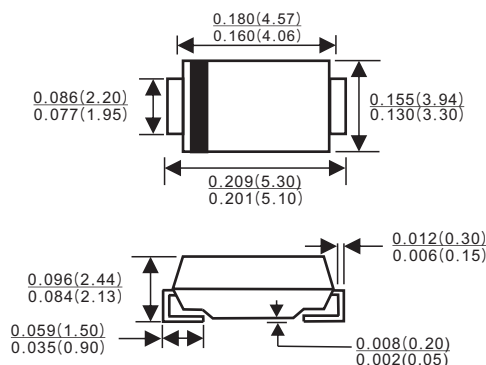
Marking Information



LGE: Lu Guang Electronic
XXXX: marking code (MD)

VOLTAGE RANGE: 200 V
CURRENT: 1.0 A

SMB/DO-214AA



Dimensions in inches and (millimeters)

MAXIMUM RATINGS AND ELECTRICAL CHARACTERISTICS

Ratings at 25°C ambient temperature unless otherwise specified.

Single phase, half wave, 60 Hz, resistive or inductive load. For capacitive load, derate by 20%.

		MURS120	UNITS
Device marking code		MD	
Maximum recurrent peak reverse voltage	V_{RRM}	200	V
Maximum RMS voltage	V_{RMS}	140	V
Maximum DC blocking voltage	V_{DC}	200	V
Maximum average forward rectified current	$I_{F(AV)}$	1.0 2.0	A
Peak forward surge current	I_{FSM}	40.0	A
8.3ms single half-sine-wave superimposed on rated load	@ $T_J=125^\circ\text{C}$		
Typical reverse recovery time (Note1)	t_{rr}	25	ns
Maximum reverse current	I_R	2.0 50.0	μA
at rated DC blocking voltage	@ $T_A=150^\circ\text{C}$		
Maximum instantaneous forward voltage at 1.0 A	V_F	0.875 0.71	V
@ $T_J=25^\circ\text{C}$			
@ $T_J=150^\circ\text{C}$			
Typical thermal resistance (Note2)	$R_{\theta JL}$	13.0	$^\circ\text{C/W}$
Operating junction temperature range	T_J	- 65 ---- + 175	$^\circ\text{C}$
Storage temperature range	T_{STG}	- 65 ---- + 175	$^\circ\text{C}$

NOTE: 1. Measured with $I_F=0.5\text{A}$, $I_R=1\text{A}$, $t_{rr}=0.25\text{A}$.

2. Junction to ambient.

Ratings AND Characteristic Curves

FIG.1 – TYPICAL FORWARD CHARACTERISTIC

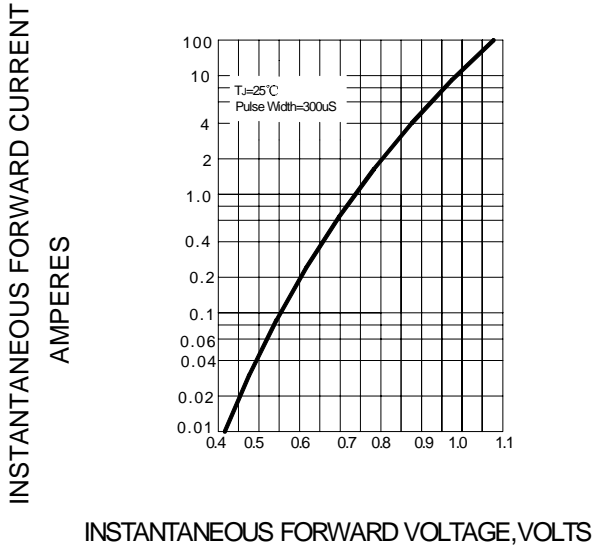


FIG.2 -- TYPICAL REVERSE LEAKAGE CHARACTERISTICS

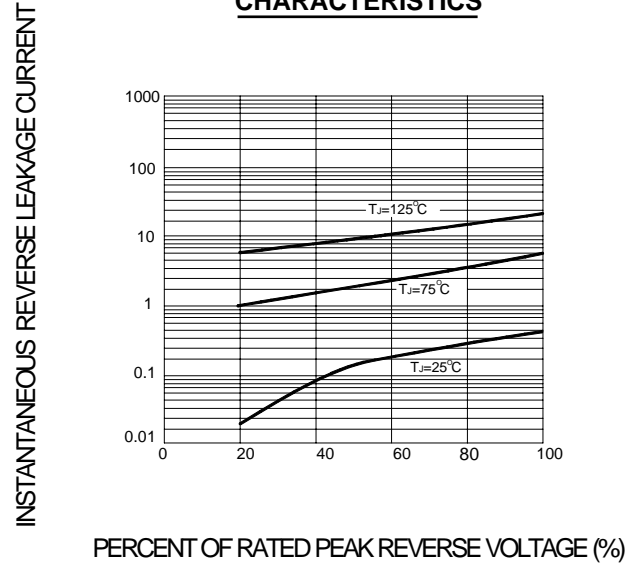


FIG.3 – PEAK FORWARD SURGE CURRENT

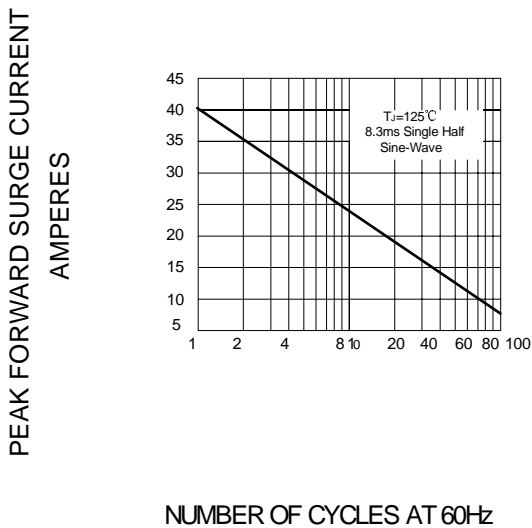
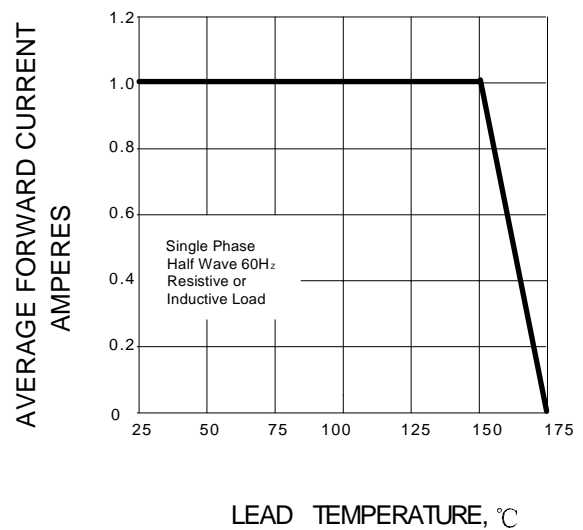


FIG.4 – FORWARD DERATING CURVE



PACKAGE	SPQ/PCS	CARTON SPQ/PCS	CARTON SIZE/CM	CARTON GW/KG	CARTON NW/KG
SMB	3000/REEL	48000	36X35.8X36.5	12.00	11.00