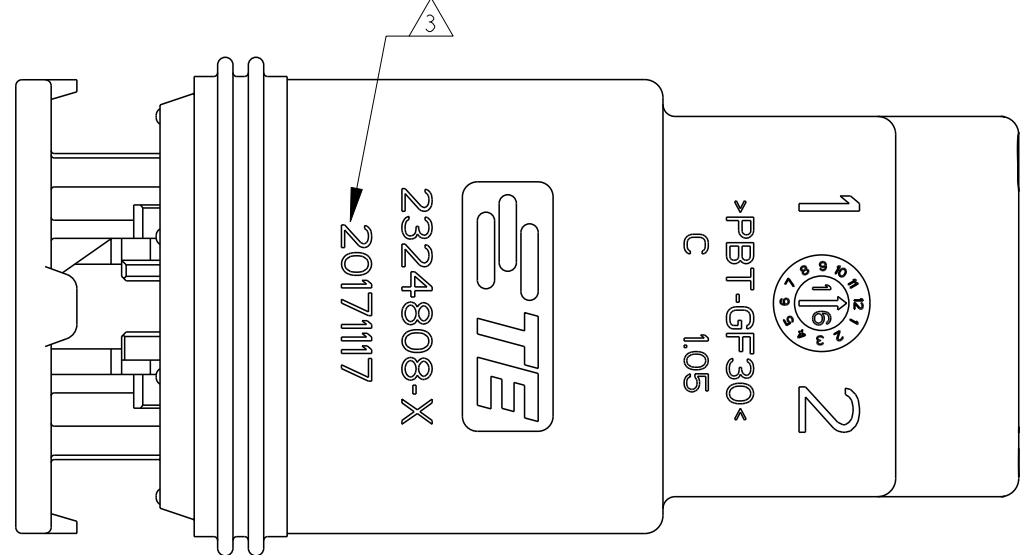
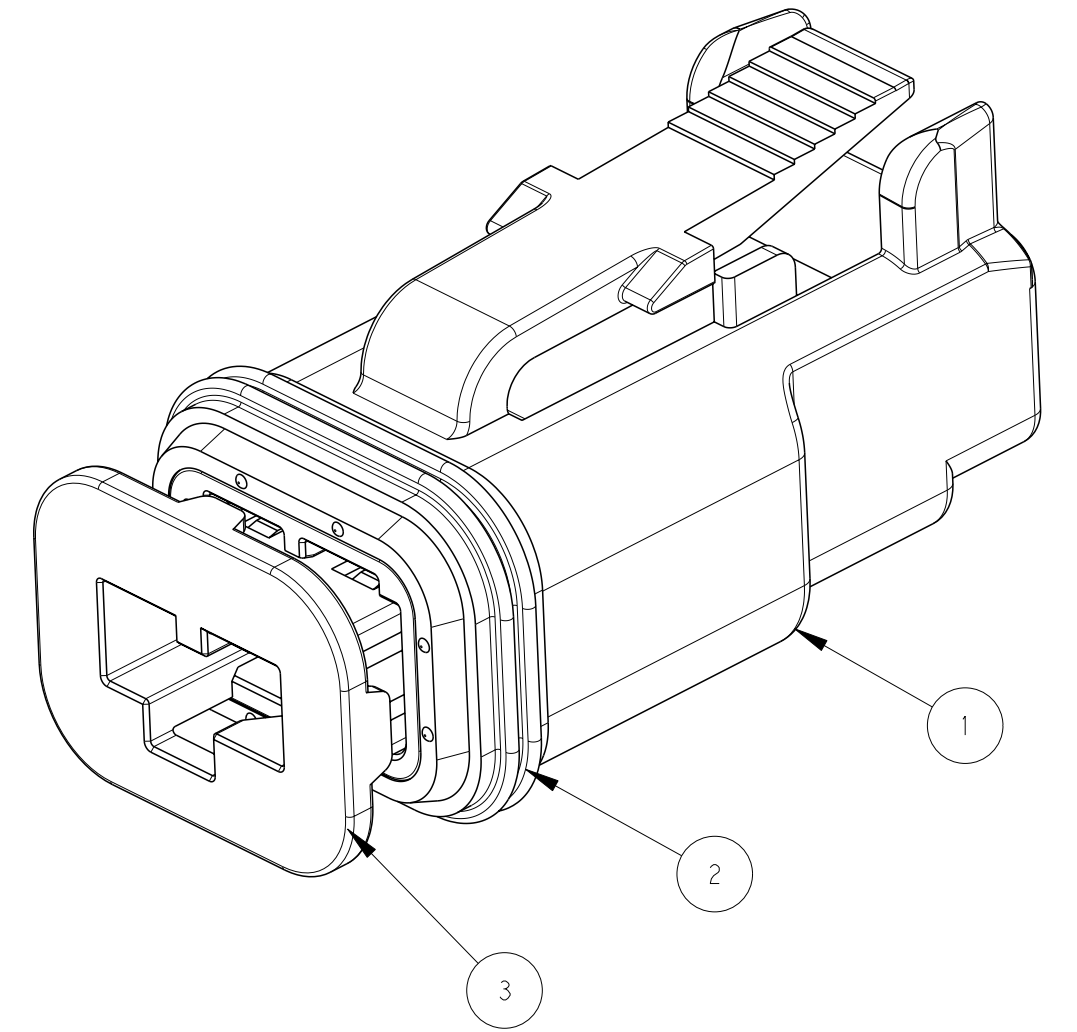
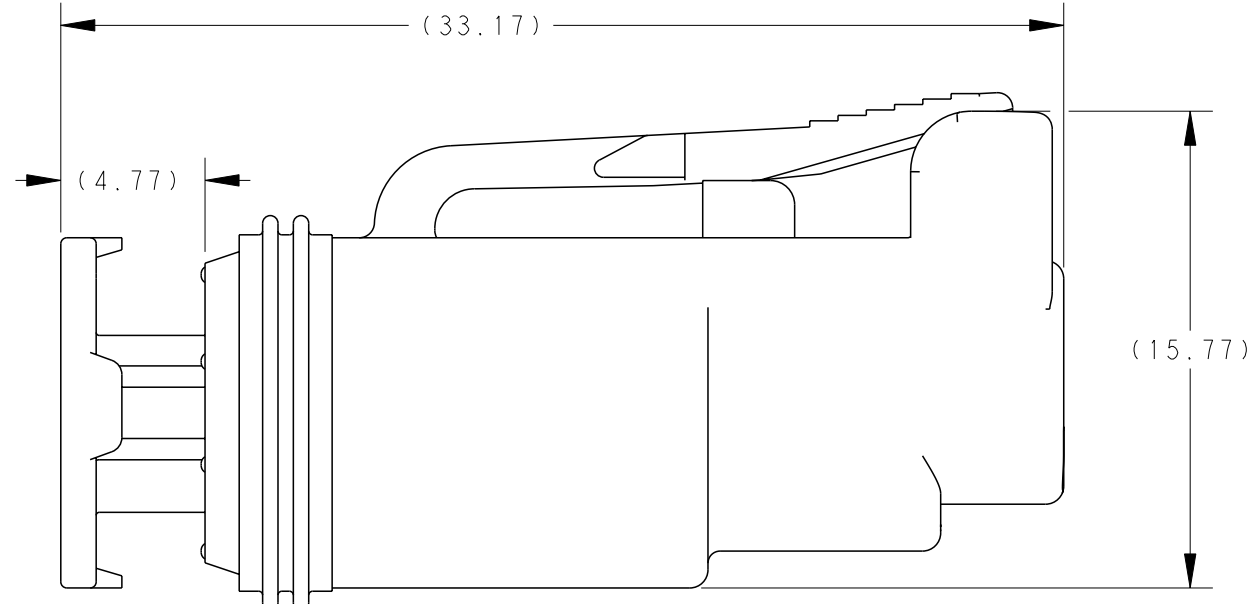
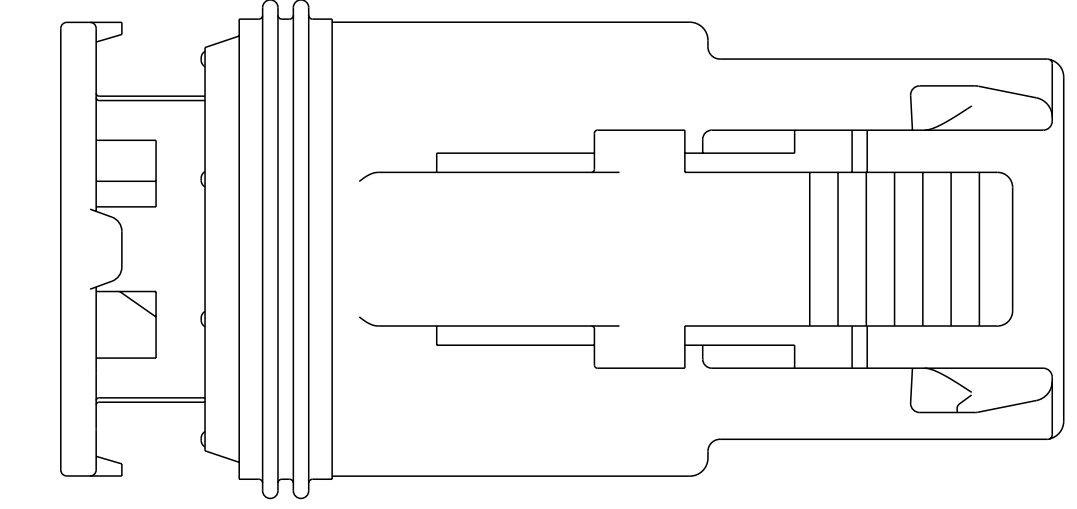
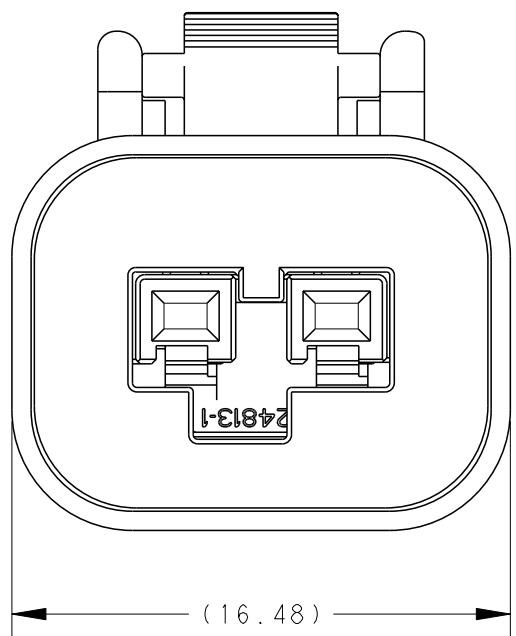


THIS DRAWING IS UNPUBLISHED. RELEASED FOR PUBLICATION
 © COPYRIGHT copyright.d8te- ALL RIGHTS RESERVED.

REVISIONS					
P	LTR	DESCRIPTION	DATE	DWN	APVD
A3		ECR-19-007522	13NOV2019	V.T	E.J
A4		ECR-20-004141	18MAR2020	V.T	E.J
B		ECR-20-007431	15JUN2020	V.T	E.J
C		ECR-20-015257	01JUN2021	V.T	Z.Z



CODING A	CODING B	CODING C
PN: 2324808-1 (V0) 2-2324808-1 (HB)	PN: 2324808-2 (V0) 2-2324808-2 (HB)	PN: 2324808-3 (V0) 2-2324808-3 (HB)

NOTES:

- PLUG 2324808-X MATES WITH 2327042-X RECEPTACLE (X=1, 2, 3 FOR RELEVANT CODE).
 PLUG 2-2324808-X MATES WITH 2-2327042-X RECEPTACLE (X=1, 2, 3 FOR RELEVANT CODE).
- MATERIAL: HOUSING: PBT GF30,SEE TABLE FOR COLOR
 TPA: PBT GF30, SEE TABLE FOR COLOR
 FRONT SEAL: VMQ(ORANGE)
- DATE CODE: IDENTIFIES THE YEAR, MONTH, DAY AND HOUR OF ASSEMBLY.
 YEAR: FIRST AND SECOND DIGITS(18=2018)
 MONTH: THIRD DIGIT , EXCLUDING 1 , A=JAN, B=FEB, C=MARCH...(K=OCTOBER)
 DAY: FOURTH AND FIFTH DIGITS(14=14th DAY)
 HOUR: SIXTH AND SEVENTH DIGITS(11=11AM)

PULL TPA TO PRE-LOCK BEFORE TERMINAL INSERTION IN CASE OF TPA BEING HIT TO END-LOCK POSITION.

5. APPLICABLE TERMINAL PART NUMBERS AND WIRE SIZE:

TERMINAL PN	TERMINAL PLATING	APPLICATION	WIRE SIZE (MM2)	INSULATION WIRES(MM)	SWS P/N	BLIND PLUG P/N
1418844-1	TIN	GENERAL (USCAR-2 V2)	0.35	Ø1.10-Ø1.40	963142-2	963143-1
1418844-3	SILVER	HIGH VIBRATION (USCAR-2 V3)				
1670146-1	TIN	GENERAL (USCAR-2 V2)	0.5-0.75	Ø1.40-Ø1.90	963142-1	963143-1
1670146-3	SILVER	HIGH VIBRATION (USCAR-2 V3)				
1418850-1	TIN	GENERAL (USCAR-2 V2)	1.0-1.5	Ø1.90-Ø2.40	963142-1	963143-1
1418850-3	SILVER	HIGH VIBRATION (USCAR-2 V3)				

QTY. REQUEST PER ASSY						COLOR	MATERIAL	DESCRIPTION	ITEM NO
1	1	1	1	1	1	NATURAL	PBT-GF30	TPA, CODE C	3
	1					GREEN	PBT-GF30	TPA, CODE B	
		1			1	YELLOW	PBT-GF30	TPA, CODE A	
1	1	1	1	1	1	ORANGE	SILICONE	FRONT SEAL	2
1	1	1				GRAY	PBT-GF30	HOUSING	1
			1	1	1	BLACK	PBT-GF30		
4.8						WEIGHT OF EACH ASSY NO. (g)			
C						REVISION OF EACH ASSY NO.			
2-2324808-3 (HB)						TE ASSEMBLY PN			

THIS DRAWING IS A CONTROLLED DOCUMENT.

DIMENSIONS: mm	TOLERANCES UNLESS OTHERWISE SPECIFIED:	DWN C. WAN 17JAN2018	TE Connectivity
	0 PLC ±- 1 PLC ±0.25 2 PLC ±0.15 3 PLC ±- 4 PLC ±- ANGLES ±- FINISH -	CHK E. JIANG 26FEB2018	
		APVD J. YIN 02MAR2018	
MATERIAL -	-	PRODUCT SPEC 108-32189	NAME SUPERSEAL PRO 2POS, PLUG ASSEMBLY MCON1.2, CB TERMINAL
		APPLICATION SPEC 114-32258	SIZE A200779
		WEIGHT -	CAGE CODE C-2324808
		CUSTOMER DRAWING	RESTRICTED TO
		SCALE 4:1	SHEET 1 OF 1
			REV C