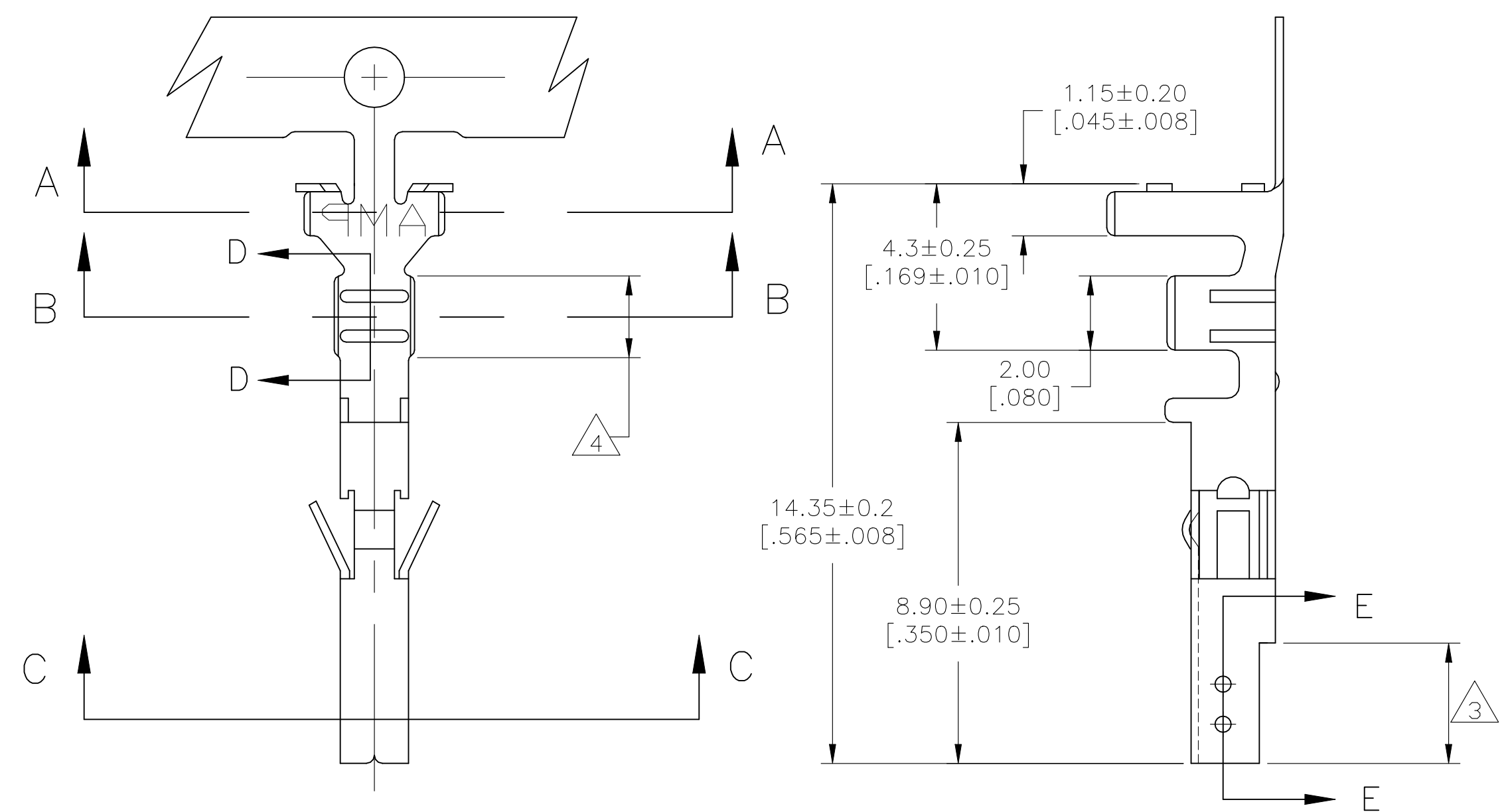
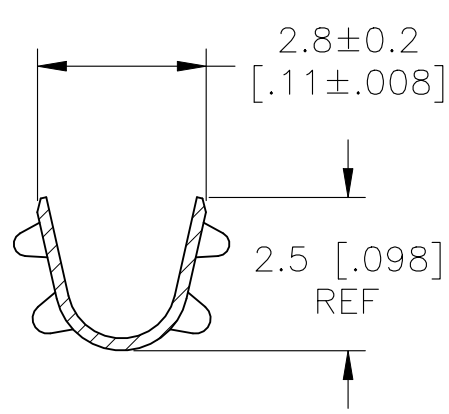


THIS DRAWING IS UNPUBLISHED. RELEASED FOR PUBLICATION  
 © COPYRIGHT - By - ALL RIGHTS RESERVED.

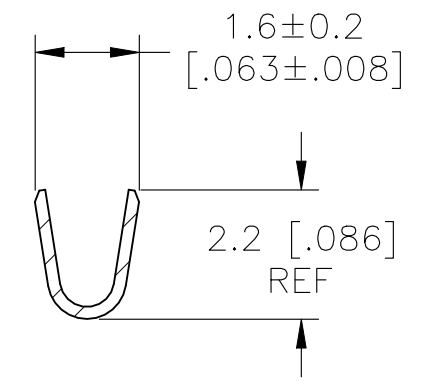
LOC		DIST		REVISIONS			
P	LTR	DESCRIPTION		DATE	DWN	APVD	
-	-	A1	RELEASED PER ECR-21-113721	29SEP2021	PJ	DZ	



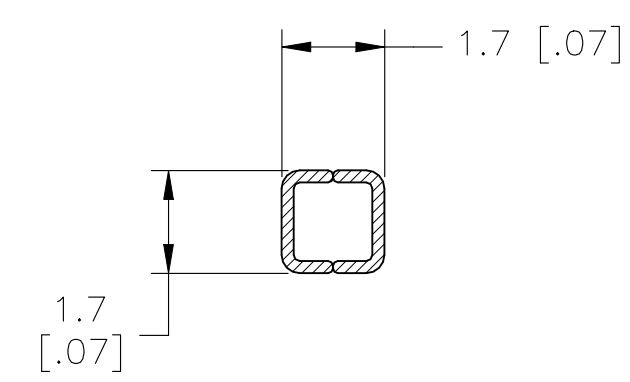
- 1 WIRE RANGE 0.13-0.3mm2 [#26-#22 AWG]
- 2 INSULATION RANGE 120-1.75 [.048-.069]
- 3 FINISH: 0.76um MIN GOLD OVER 1.27um MIN NICKEL REQUIRED ON INNER SURFACE, PERMITTED ON OUTER SURFACE.
- 4 FINISH: 2.54um MIN PRE-TIN ON ALL SURFACES IN THIS AREA.
- 5 FINISH: 2.54um MIN PRE-TIN ALL OVER
- 6 PRELIMINARY - NOT FOR PRODUCTION



SECTION A-A



SECTION B-B



SECTION C-C

GOLD 3 4	PHOS BRONZE	6 2238019-4
PRE-TIN 5	PHOS BRONZE	6 2238019-3
GOLD 3 4	BRASS	6 2238019-2
PRE-TIN 5	BRASS	2238019-1
FINISH	MATERIAL	PART NO.

THIS DRAWING IS A CONTROLLED DOCUMENT.		DWN JR RUTH 10MAY2013	TE Connectivity	
DIMENSIONS: mm [INCHES]		CHK K RANDOLPH 09MAY13		
TOLERANCES UNLESS OTHERWISE SPECIFIED:		APVD K RANDOLPH 09MAY13	NAME	
0 PLC ± -		PRODUCT SPEC	SOCKET TERMINAL, VAL-U-LOK	
1 PLC ± -		APPLICATION SPEC	-	
2 PLC ± 0.10 [.004]		108-2112	SIZE	CAGE CODE
3 PLC ± -		114-13172	A2	00779
4 PLC ± -		WEIGHT	DRAWING NO	
ANGLES ± -		-	C=2238019	
MATERIAL SEE TABLE	FINISH SEE TABLE	CUSTOMER DRAWING	SCALE	SHEET
			8:1	1 OF 1
			REV	A1