NUMBER C-175038

3rd ANGLE PROJECTION

METRIC

DIMENSIONS IN MILLIMETERS. DO NOT SCALE PRINT

PRINT DIST

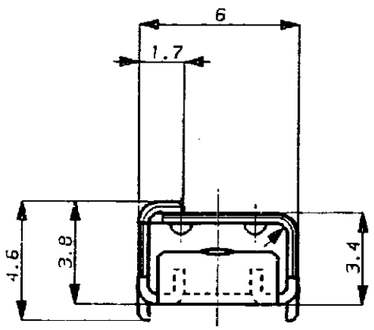

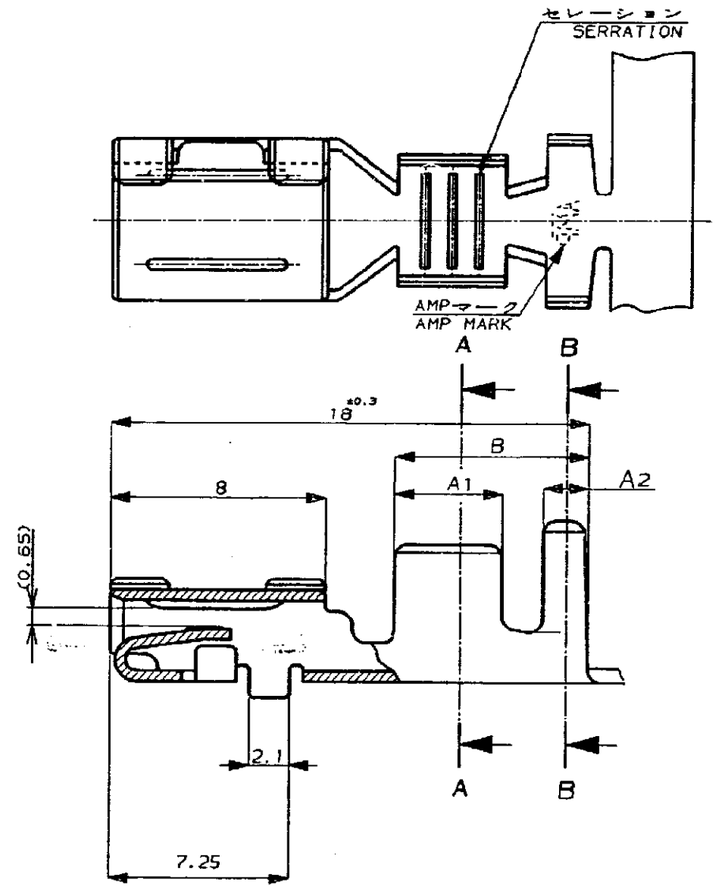

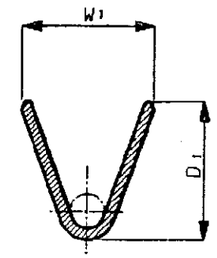

断面 A−A
SECT.

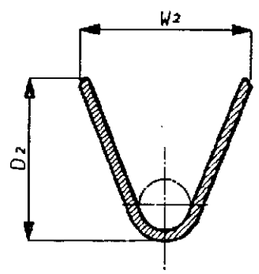

断面 A−A
SECT.

注記

1. 適合タブコンタクト
   175044-1 (S)
   175046-1 (M)
   175048-1 (L)
2. 取付適用規格NO.
   114-5123

NOTE

1. APPLIED TAB CONTACT
   175044-1 (S)
   175046-1 (M)
   175048-1 (L)
2. APPLICATION SPEC. NO.
   114-5123

WIRE RANGE (mm²)	D2	D1	W2	W1	B	A2	A1	FINISH	MATERIAL	AMP PART NUMBER
2 - 3	5.7	4.7	6.4	4.9	7.2	1.7	4.0	Pre Tin	BRASS 0.4t	175042-1
0.5-1.25	4.3	3.4	4.7	3.6	7.2	1.7	4.0	Pre Tin	BRASS 0.4t	175040-1
0.3-0.5	3.5	2.6	3.9	2.9	6.2	1.7	3.0	Pre Tin	BRASS 0.4t	175038-1

LTR	REVISION RECORD	DR	CHK	DATE
0	作成 (RELEASED)			1/13/92

Copyright © 1990 日本エー・エム・ピー株式会社

Copyright ©1990 AMP (Japan), LTD. ALL RIGHTS RESERVED.

AMP 日本エー・エム・ピー株式会社 Tokyo, Japan

適合電線範囲 (WIRE RANGE) mm² (AWG -)	被覆外径 (INSULATION DIA.) mmφ
材料 (MATERIAL) 表参照 SEE TABLE	仕上 (FINISH) 表参照 SEE TABLE
DR. S. Kimashita	DE. S. Kimashita 1/13/92
CHK. 8 Ogata 1/13/92	APP. 8 Ogata 1/13/92

名称 (NAME): 187シリーズコネクタ リセプタクル コンタクト / .187 SERIES CONN. RECEPTACLE CONTACT

一般公差 (GENERAL TOLERANCE): 10以下 ±0.2; 10を超え30以下 ±0.25; 30を超え100以下 ±0.3; 角度 ±3°

SIZE	LOC	番号 (No.)	尺度 (SCALE)	REV.	SHEET
B	J	C-175038	5-1	0	1 OF 1

AMP-J REV. 10/'83

(CUSTOMER DRAWING) 参考図面