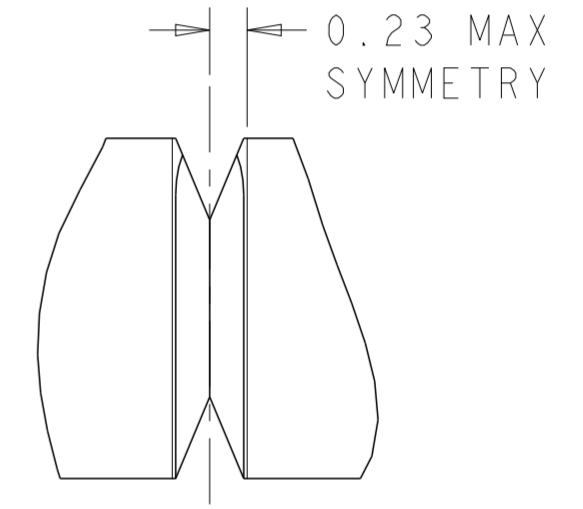
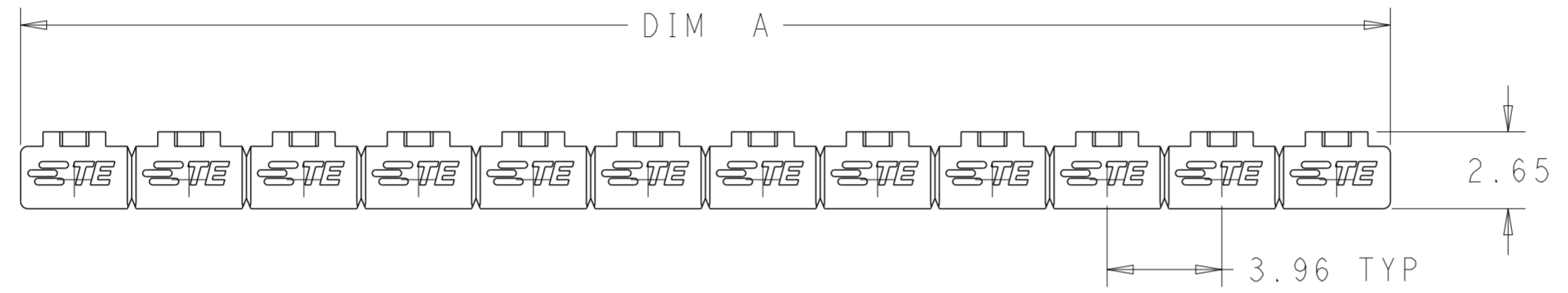
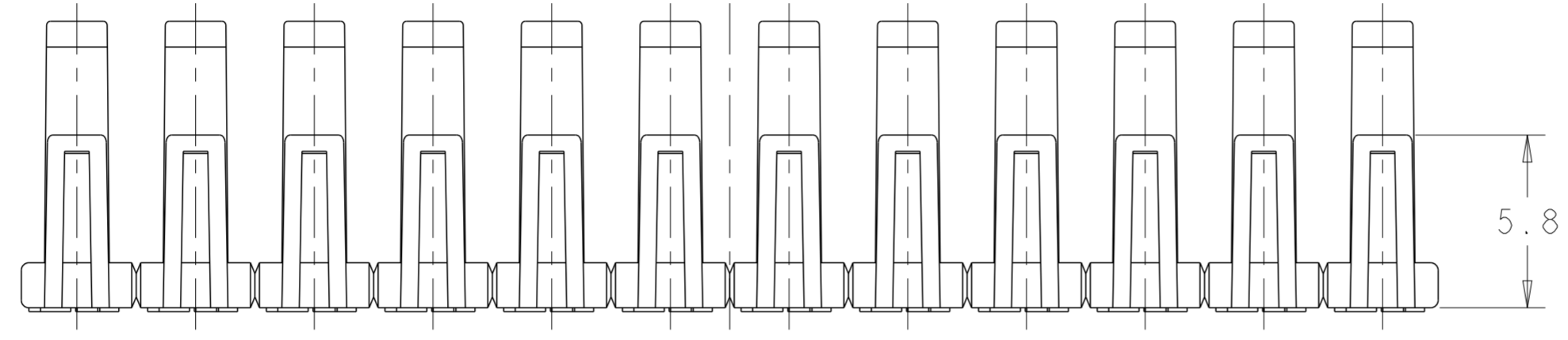


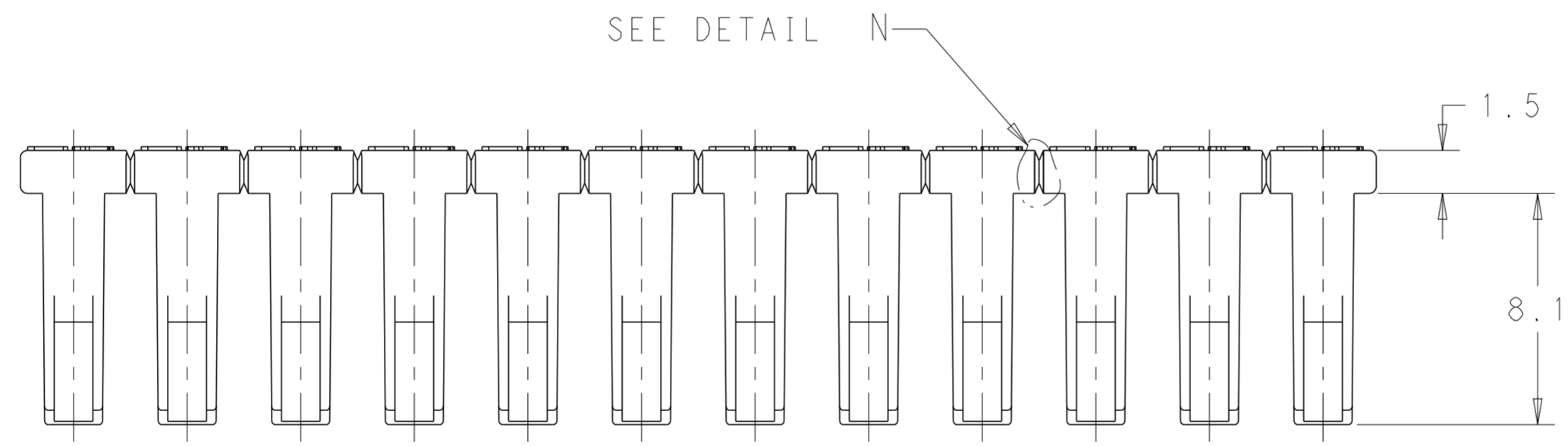
THIS DRAWING IS UNPUBLISHED. RELEASED FOR PUBLICATION 20
 © COPYRIGHT 20 BY - ALL RIGHTS RESERVED.

REVISIONS				
P	LTR	DESCRIPTION	DATE	APVD
A		REVISED PER ECR-14-016063	06NOV2014	NK TM

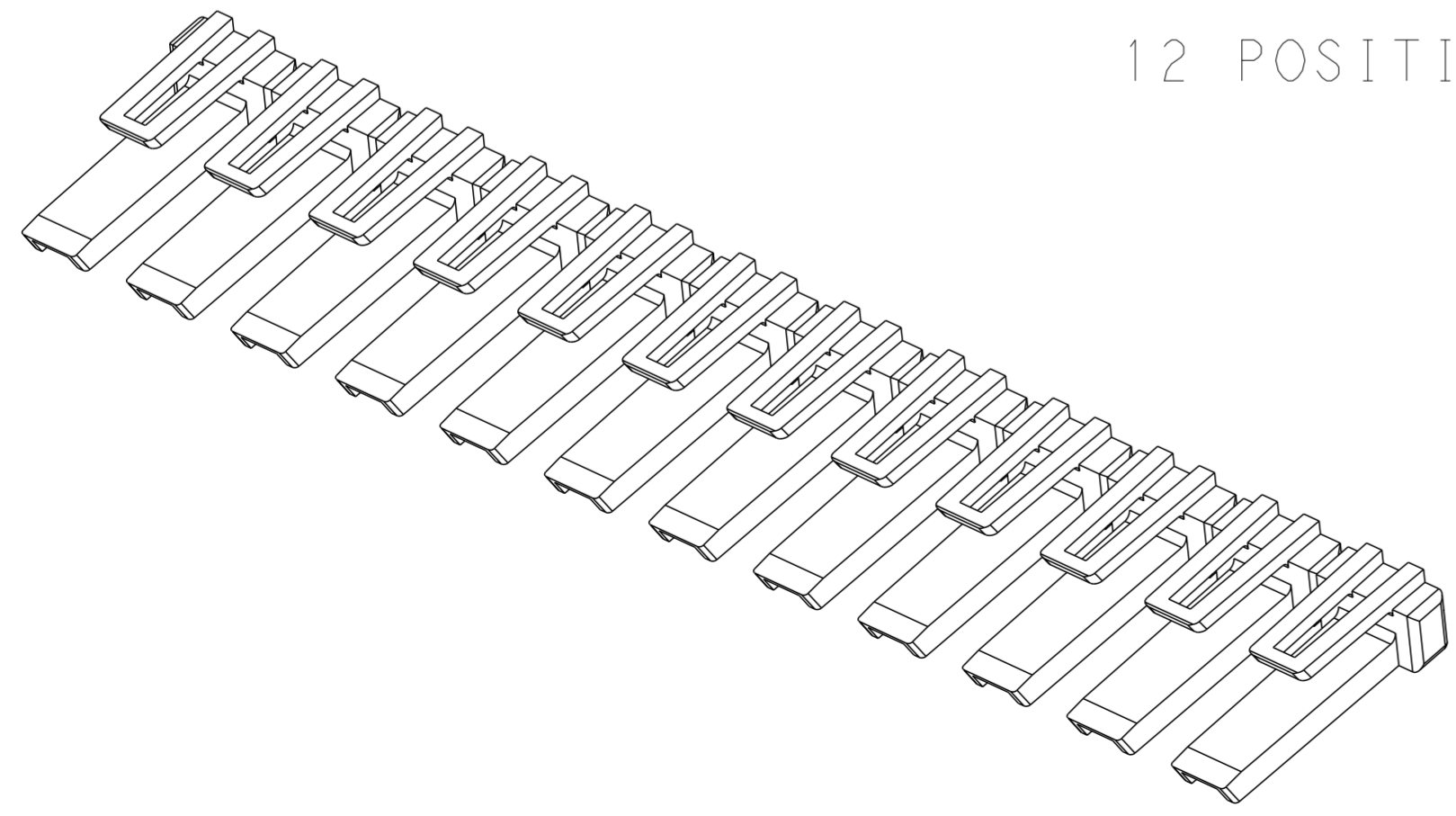
- ① FLASH 0.3 MAX ALLOWABLE
- ② DIMENSION DOES NOT INCLUDE CUT-OFF.
- 3 POSITIONS 2 THROUGH 10 MAY CONTAIN 1 OR 2 CUT-OFFS.
- 11 POSITION HAS 1 CUT-OFF.



DETAIL N
 SCALE 30:1
 CUT-OFF AREA
 TYP



12 POSITION TPA SHOWN



43.56	11	1-1744544-1
39.64	10	1-1744544-0
35.64	9	1744544-9
31.68	8	1744544-8
27.72	7	1744544-7
23.76	6	1744544-6
19.80	5	1744544-5
15.84	4	1744544-4
11.88	3	1744544-3
7.92	2	1744544-2
A±0.45	NO. OF POSITIONS	PART NO.

THIS DRAWING IS A CONTROLLED DOCUMENT.		DWN JR RUTH 12FEB14	TE Connectivity	
DIMENSIONS: mm		CHK TOM MICHIELUTTI 12FEB14		
TOLERANCES UNLESS OTHERWISE SPECIFIED:		APVD TOM MICHIELUTTI 12FEB14	NAME RETAINER, ECONOMY POWER II, 3.96 CENTERLINE, POSITIONS 2-11	
0 PLC ±	1 PLC ±0.50	PRODUCT SPEC -	SIZE A2	RESTRICTED TO -
2 PLC ±0.30	3 PLC ±	APPLICATION SPEC -	CAGE CODE -	DRAWING NO. C-1744544
4 PLC ±	ANGLES ±	WEIGHT -	SCALE 5:1	SHEET 1 OF 1
FINISH -	FINISH -	Customer Drawing	REV A	