

THIS DRAWING IS UNPUBLISHED.

RELEASED FOR PUBLICATION

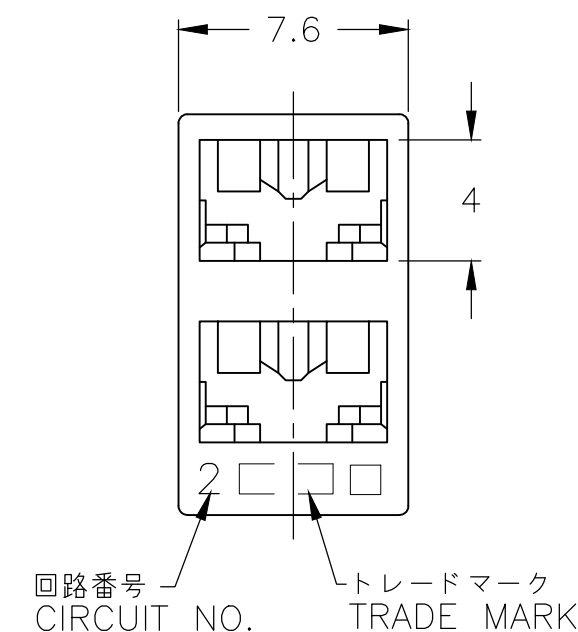
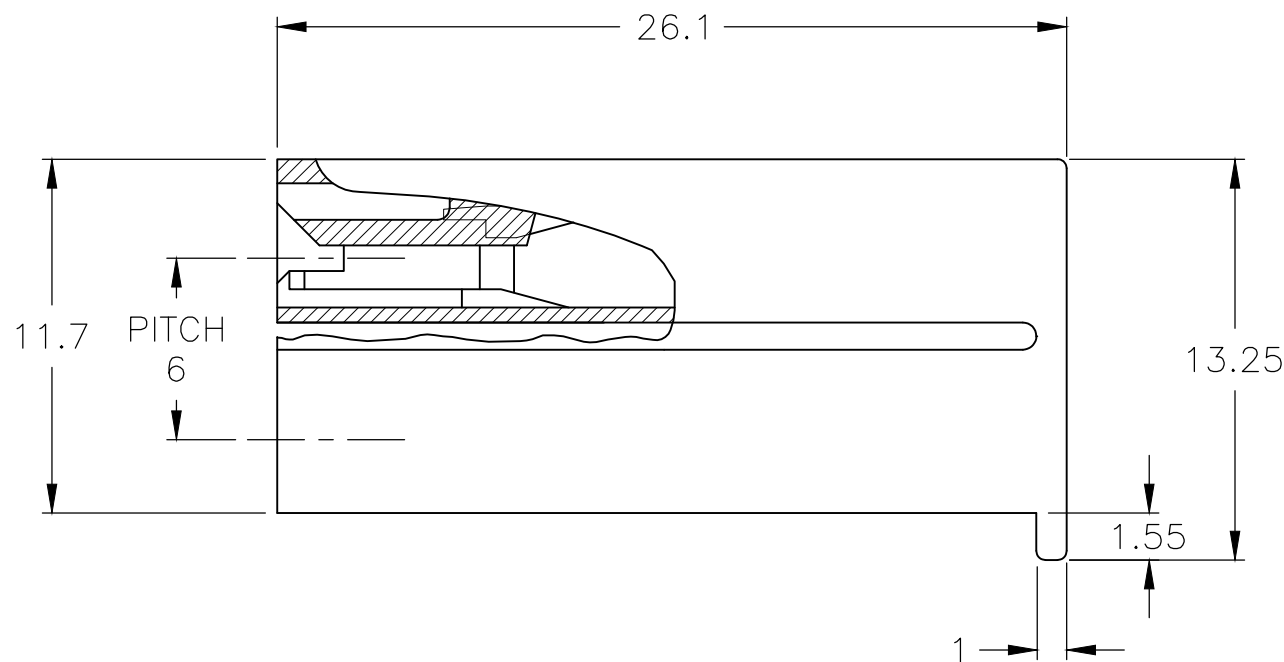
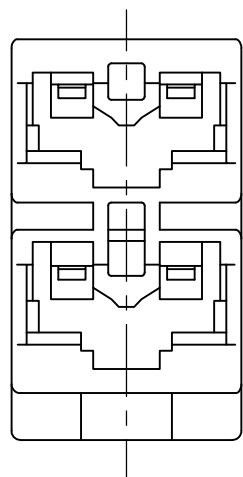
ALL RIGHTS RESERVED.

© COPYRIGHT - By -

REVISIONS

変更

| P | LTR | DESCRIPTION | DATE | DWN | APVD |
|---|-----|---------------------------|-----------|-----|------|
| | E5 | REVISED PER ECR-19-002938 | 22FEB2019 | BH | E.W |



1 APPLICABLE CONTACT P/N : 170324-X,170325-X,170326-X

2 APPLICABLE MATING PART : LEAD SWITCH (2POS)

3 SEE DWG NO. CP80-25075 FOR APPLICABLE TAB DIMENSIONS.

△4 MATERIAL : 6/6 NYLON (UL94V-2)

△5 MATERIAL : 6/6 NYLON (UL94V-0)

△6 MATERIAL : 6/6 NYLON GLASS FILLED (UL94V-0)

△7 OBSOLETE : 1-172210-5, 172210-5

△8 MATERIAL : PA66, UL94 V-0, GWIT 775°C

△9 PARTS MAY APPEAR MEDIUM COLORED TO LIGHT COLORED AND EXHIBIT A MARBLING EFFECT.

| | | | | |
|------------|------------|------------|----------|----------------|
| | | 1-172210-7 | 172210-7 | 赤色 RED |
| | | 1-172210-2 | 172210-2 | 黒色 BLACK |
| 3-172210-6 | 2-172210-6 | 1-172210-6 | 172210-6 | 青色 BLUE |
| | | 1-172210-5 | 172210-5 | 緑色 GREEN |
| | | 1-172210-4 | 172210-4 | 黄色 YELLOW |
| | 2-172210-1 | 1-172210-1 | 172210-1 | 自然色 NATURAL |
| △8 △9 | △6 | △5 | △4 | 色調 COLOR |

| | | | | | |
|---|--|----------------------------------|--|-----------------|--------------------|
| THIS DRAWING IS A CONTROLLED DOCUMENT. | | DWN J.SATO 26MAR2008 | STE TE Connectivity | | |
| DIMENSIONS: 単位: 耗 mm | | CHK S.MANABE 28MAR2008 | | | |
| TOLERANCES UNLESS OTHERWISE SPECIFIED: 一般公差 | | APVD S.MANABE 28MAR2008 | NAME 名称 187 SERIES 2POS POSITIVE LOCK (MARK-II) HOUSING | | |
| 0 PLC ± 1 PLC ±0.4 2 PLC ±- 3 PLC ± 4 PLC ± ANGLES ± | | PRODUCT SPEC 製品規格 108-5126 | DRAWING NO 番号 A300779 C-172210 | | |
| MATERIAL 材料 SEE NOTE | | FINISH 仕上 | APPLICATION SPEC 取付適用規格 | SIZE A3 | CAGE CODE 00779 |
| | | WEIGHT | RESTRICTED TO - | | SCALE 尺度 4:1 |
| | | CUSTOMER DRAWING | | SHEET 1 OF 1 | REV E5 |