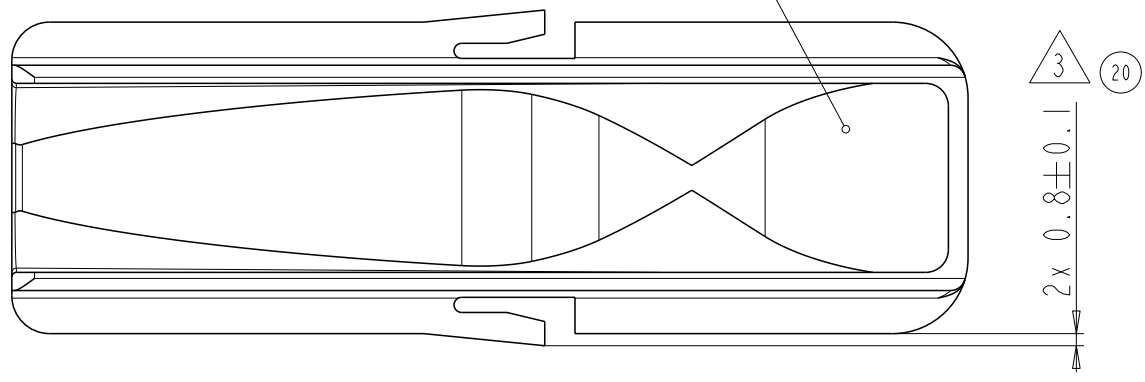


REVISIONS				
P	LTR	DESCRIPTION	DATE	APVD
A		MODIFY DISTORTION ON DIM 1, 32 AND 33	29NOV2017	FB DB
B		NOTES REORGANIZATION	16AUG2019	FB XR

Emplacement dateur pièce mois / année  
 Date moulding: month / year



**NOTA :**

1 **CONDITIONNEMENT:**  
 1000 pièces mise en vrac dans un carton type standard 580x380x175  
**PACKAGING:**  
 1000 pieces in bulk delivered in one standard box (dim: 580x380x175)

2 Au pied à coulisse ou au projecteur de profil vérifier les cotes d'encombrements et fonctionnelles portées au plan.  
 Using a calliper rule or profile projector, checks are made of all dimensions shown on the drawing above.

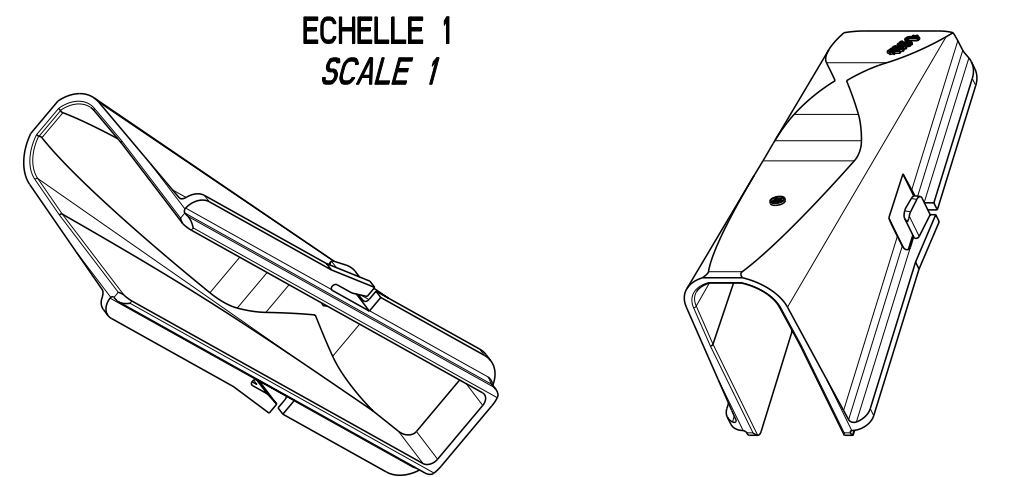
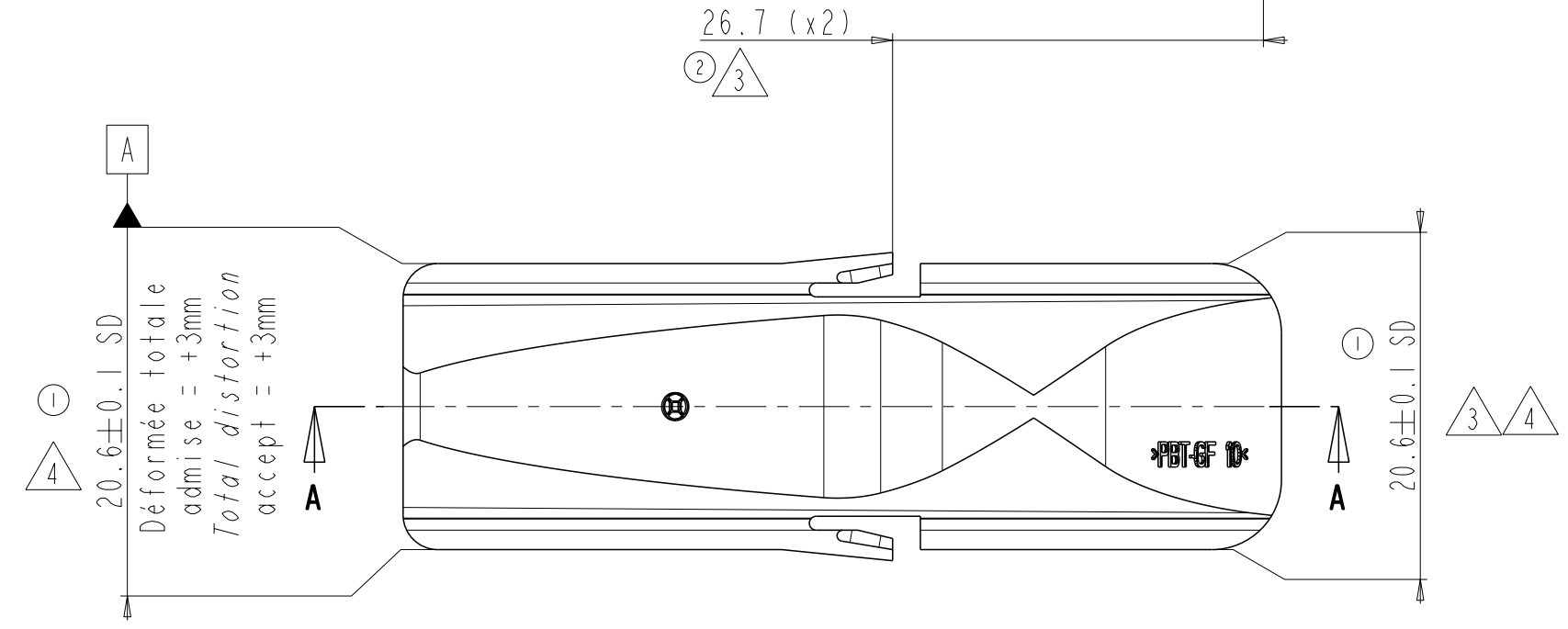
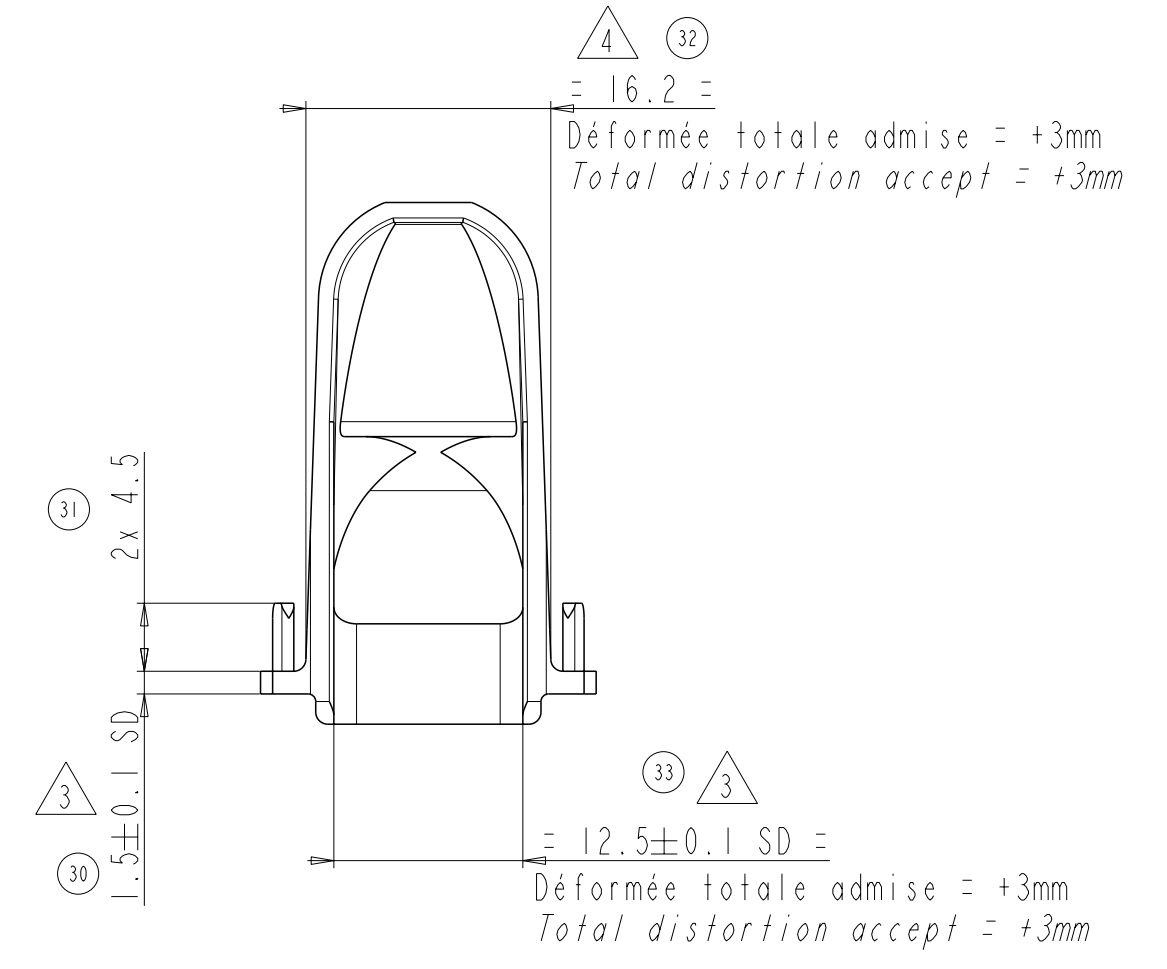
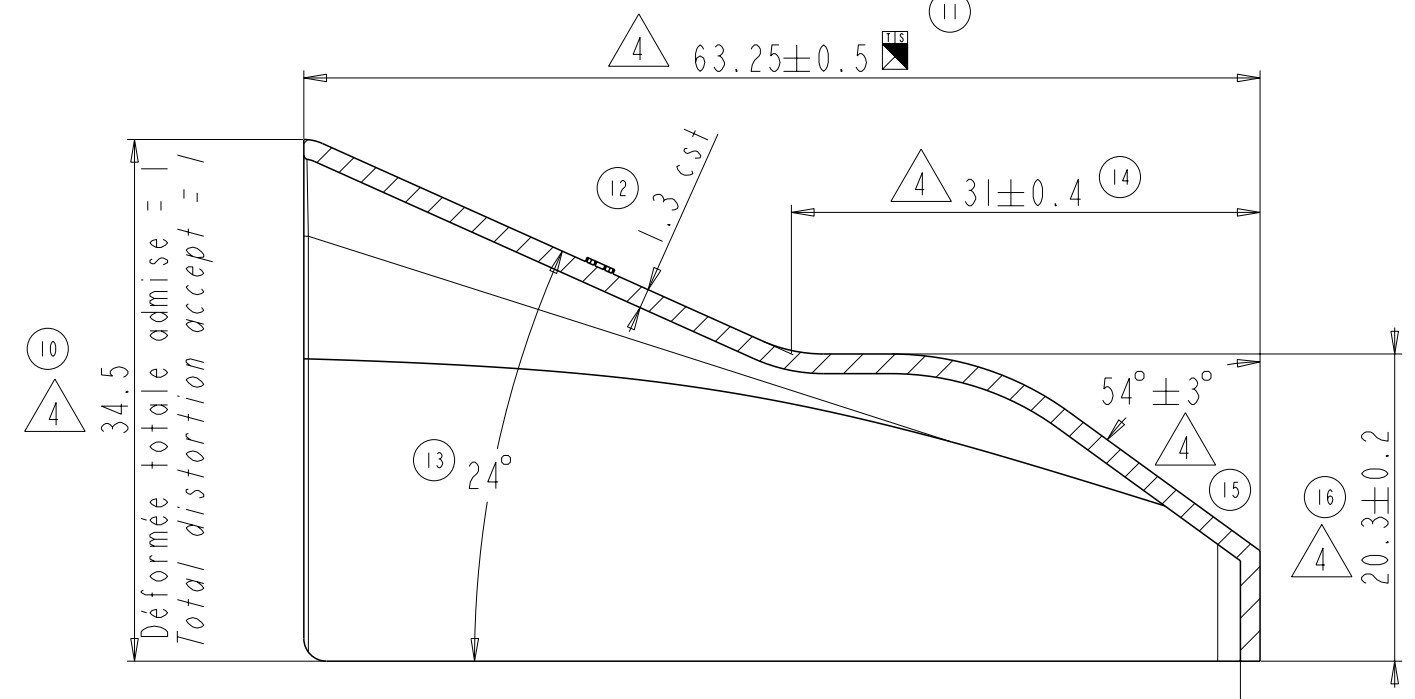
③ Cote fonctionnelle  
 Functional dimension

④ Cotes d'encombrement  
 Overall dimension

5 **NOTICE DE CONTROLE:**  
 Toute cote avec un caractère spéciale ou fonctionnelle figurant sur ce plan et non respectée sur un lot, fera l'objet d'un refus par rapport au contrat qualité composant.  
**DIMENSIONAL-CHECK PROCEDURE:**  
 Any special characteristic or functional dimension in a batch which is off-spec will result in the refusal of the batch, in accordance with the component quality contract.

= X = Symétrie générale de 0.2 par rapport à A  
 General symmetry to 0.2 by A

**COUPE A-A  
 SECTION A-A**



1544552-1  
 PART NUMBER

THIS DRAWING IS A CONTROLLED DOCUMENT.		DWN F. BACHAR 29NOV2017	<b>STE</b> TE Connectivity	
DIMENSIONS: mm		CHK D. BANCE 29NOV2017		
TOLERANCES UNLESS OTHERWISE SPECIFIED:		APVD X. ROUILLARD 29NOV2017	NAME CAPOT CONNECTEUR 5 VOIES COVER 5 WAY 6.35 NGI CONNECTOR	
0 PLC ±0.2		PRODUCT SPEC 108-15368	SIZE A2	
1 PLC ±0.2		APPLICATION SPEC -	CAGE CODE 00779	
2 PLC ±0.2		WEIGHT 6.90 g	DRAWING NO C-1544552	
3 PLC ±0.2		CUSTOMER DRAWING	RESTRICTED TO -	
4 PLC ±0.2		SCALE 2.000	SHEET 1 OF 1	
ANGLES ± 2°			REV B	
FINISH -				
MATERIAL PBT 10% FV NOIR PBT GF10 BLACK				