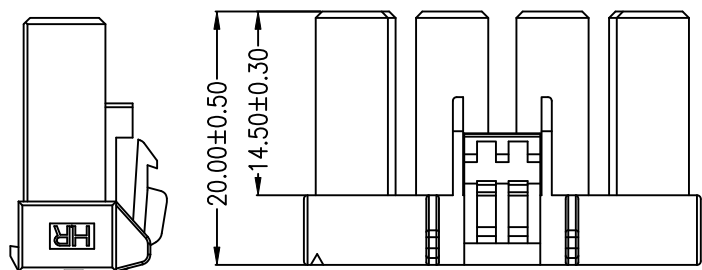


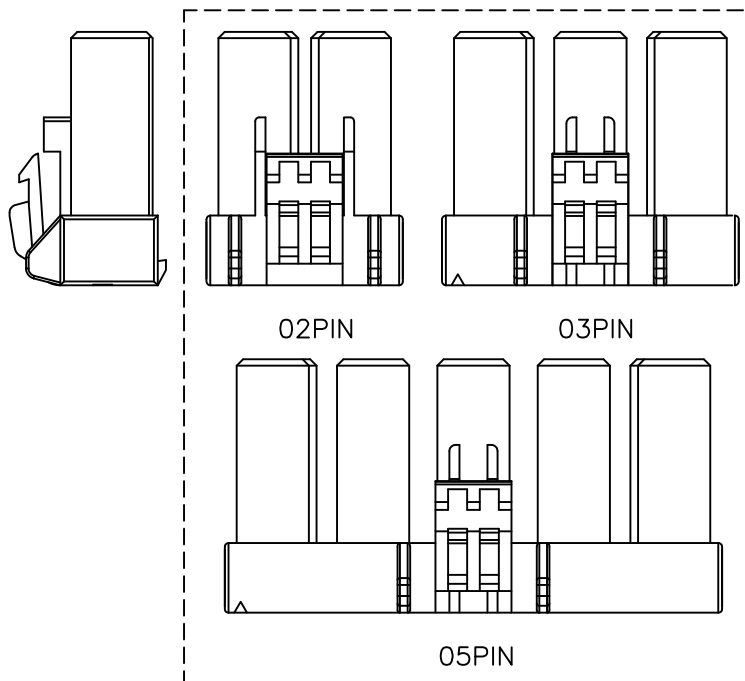
P/N LEGEND

A7925 H-XP R N N NP N 00 G
 ① ② ③ ④ ⑤ ⑥ ⑦ ⑧ ⑨ ⑩

- ① Series No.
- ② Connector type: H=Housing
- ③ No. of circuits
- ④ R=RoHs
- ⑤ Material: N=Nylon66-V0, NO FLAME
- ⑥ Color: N=Natural
- ⑦ Plating code: NP=Non-plating
- ⑧ Plating code: N=Non-plating
- ⑨ Option code: 00=Standard
- ⑩ Packing code: G=Bag



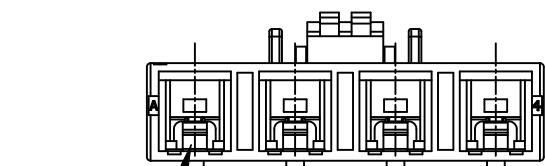
POLARIZATION MARK



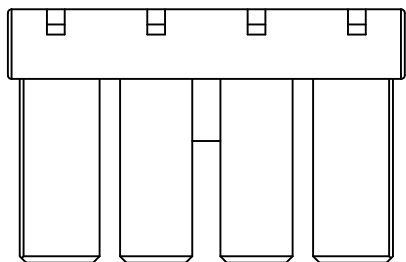
SPECIFICATIONS

Current Rating: 13A~30A AC,DC
 Voltage Rating: 600V AC,DC
 Temperature Range: -55°C ~ +85°C
 Contact Resistance: 5mΩ Max.
 Insulation Resistance: 1000MΩ Min.
 Withstanding Voltage: 2500V AC/minute

Circuit No.	Dimensions	
	A	B
02P	7.92	15.50
03P	15.84	23.42
04P	23.76	31.34
05P	31.68	39.26



Circuit 1



燦達電子工業股份有限公司
 JOINT TECH ELECTRONIC IND. CO., LTD.

UNIT: mm SCALE: 1:1 SHEET: 1 of 1

DRAWN BY: 鄭小嬌 2022.06.20
 APPROVED BY: 徐富永 2022.06.20

GENERAL TOLERANCE:
 X. X±0.25
 X. XX±0.15
 X. XXX±0.05

TITLE:

7.92mm PITCH HOUSING
 STANDARD TYPE

DRAW NO.: A7925H-XPRXXXXX00G REV. A0

REV.	DESCRIPTION	DATE	NAME
A0	NEW RELEASE	2022.06.20	鄭小嬌