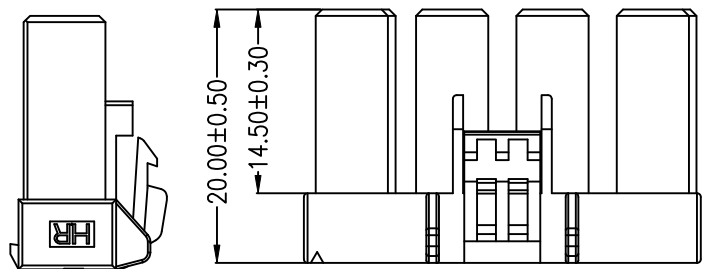


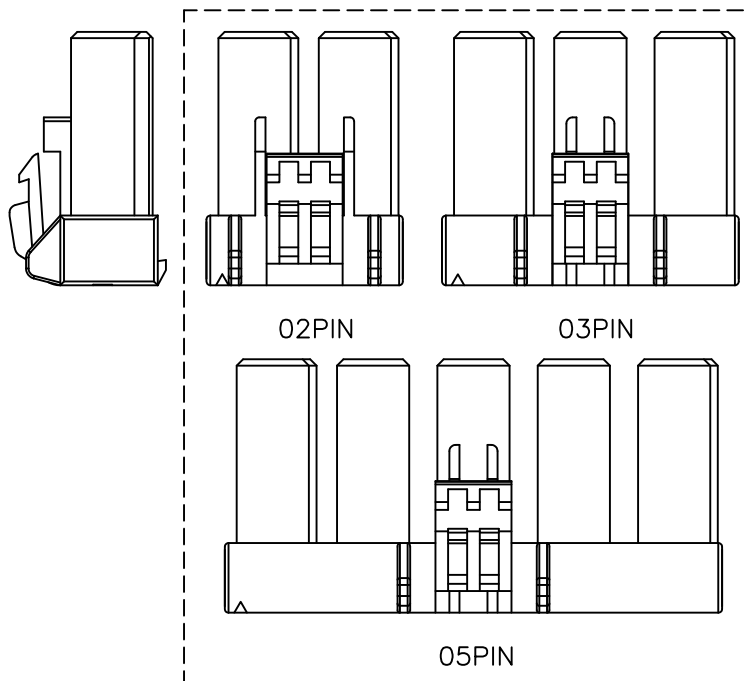
P/N LEGEND

A7925	H	XP	R	N	B	NP	N	R0	G
①	②	③	④	⑤	⑥	⑦	⑧	⑨	⑩

① Series No.
 ② Connector type: H=Housing
 ③ No. of circuits
 ④ R=RoHS
 ⑤ Material: N=Nylon66-V0, NO FLAME
 ⑥ Color: B=Black
 ⑦ Plating code: NP=Non-plating
 ⑧ Plating code: N=Non-plating
 ⑨ Option code: R0=R TYPE
 ⑩ Packing code: G=Bag



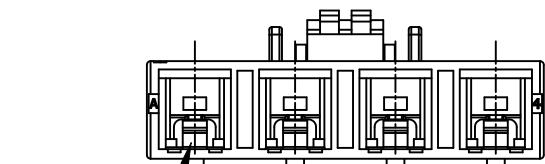
POLARIZATION MARK



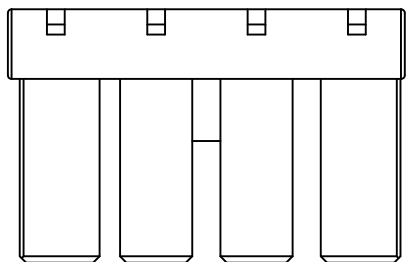
SPECIFICATIONS

Current Rating: 13A~30A AC,DC
 Voltage Rating: 600V AC,DC
 Temperature Range: -55°C ~ +85°C
 Contact Resistance: 5mΩ Max.
 Insulation Resistance: 1000MΩ Min.
 Withstanding Voltage: 2500V AC/minute

Circuit No.	Dimensions	
	A	B
02P	7.92	15.50
03P	15.84	23.42
04P	23.76	31.34
05P	31.68	39.26



Circuit 1



				燦達電子工業股份有限公司 JOINT TECH ELECTRONIC IND. CO., LTD.		
				UNIT	SCALE	SHEET
mm	1 : 1	1 of 1	7.92mm PITCH HOUSING RIGHT TYPE			
DRAWN BY		APPROVED BY		DRAW NO. :		
鄭小嬌		徐富永			A7925H-XPRXXXXR0G	
2022.06.20		2022.06.20		REV. A0		
GENERAL TOLERANCE						
X. X±0.25		ANGLE±		REV. A0		
X. XX±0.15		▽				
X. XXX±0.05						
A0	NEW RELEASE	2022.06.20	鄭小嬌			
REV.	DESCRIPTION	DATE	NAME			