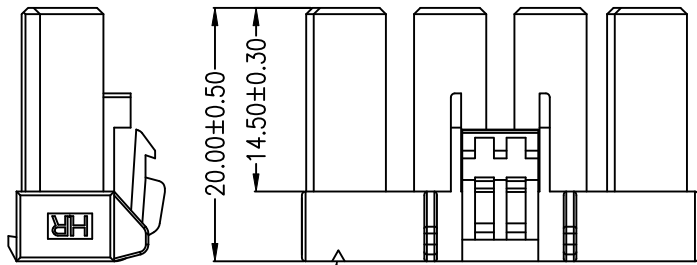
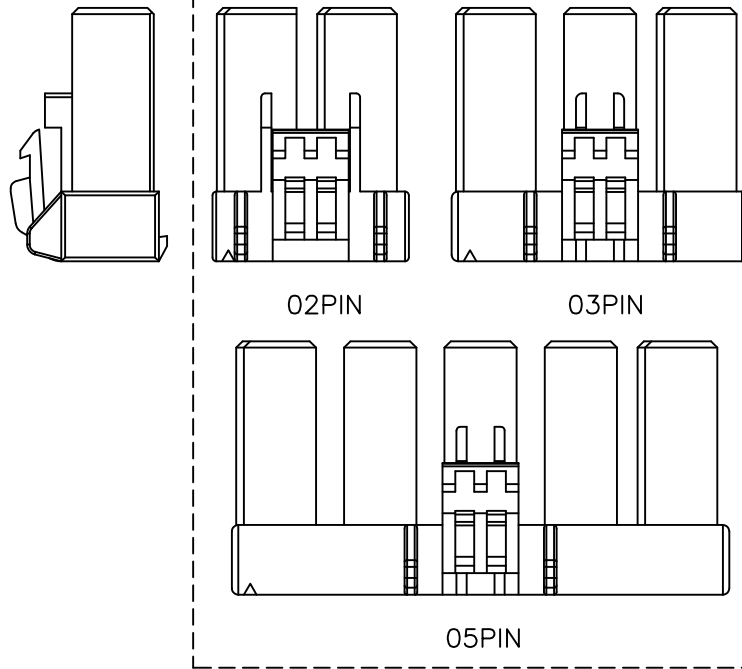


P/N LEGEND

A7925 H-XP R N R NP N LO G									
①	②	③	④	⑤	⑥	⑦	⑧	⑨	⑩
① Series No.	② Connector type: H=Housing	③ No. of circuits	④ R=RoHs	⑤ Material: N=Nylon66-V0, NO FLAME	⑥ Color: R=Red	⑦ Plating code: NP=Non-plating	⑧ Plating code: N=Non-plating	⑨ Option code: LO=L TYPE	⑩ Packing code: G=Bag

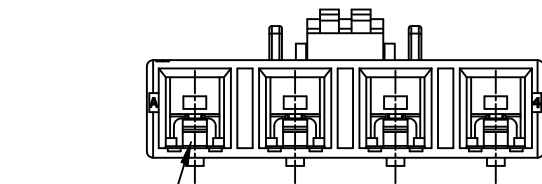


POLARIZATION MARK

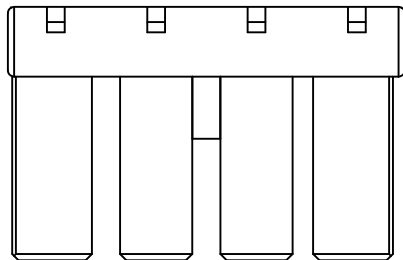


SPECIFICATIONS

Current Rating: 13A~30A AC,DC
 Voltage Rating: 600V AC,DC
 Temperature Range: -55°C ~ +85°C
 Contact Resistance: 5mΩ Max.
 Insulation Resistance: 1000MΩ Min.
 Withstanding Voltage: 2500V AC/minute



Circuit 1



Circuit No.	Dimensions	
	A	B
02P	7.92	15.50
03P	15.84	23.42
04P	23.76	31.34
05P	31.68	39.26

				燦達電子工業股份有限公司 JOINT TECH ELECTRONIC IND. CO., LTD.		
				UNIT	SCALE	SHEET
mm	1 : 1	1 of 1	7.92mm PITCH HOUSING LEFT TYPE			
DRAWN BY 鄭小嬌 2022.06.20		APPROVED BY 徐富永 2022.06.20		DRAW NO. : A7925H-XPRXXXXXLOG		
GENERAL TOLERANCE		ANGLE±			REV. AO	
A0	NEW RELEASE	2022.06.20	鄭小嬌			
REV.	DESCRIPTION	DATE	NAME			

