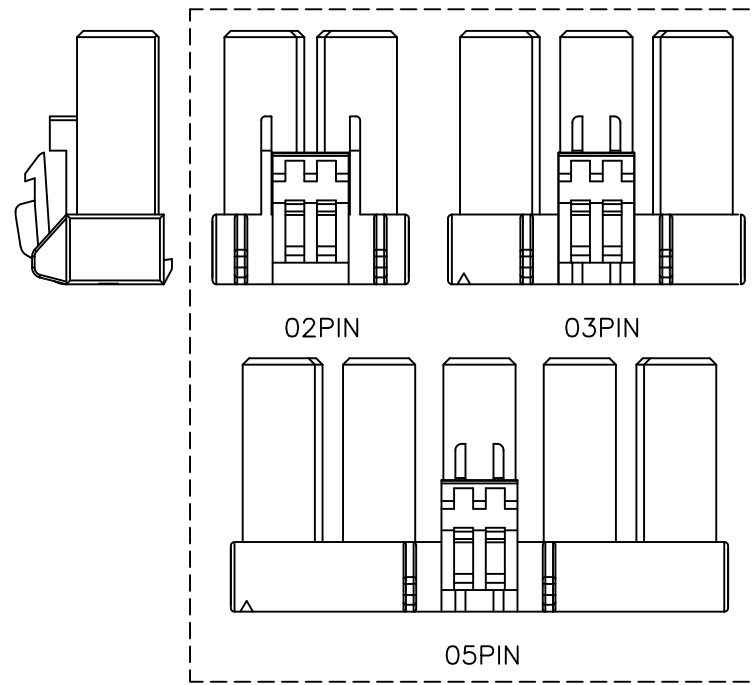
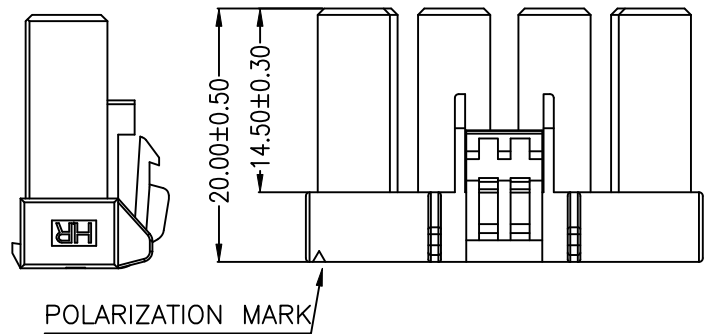


P/N LEGEND

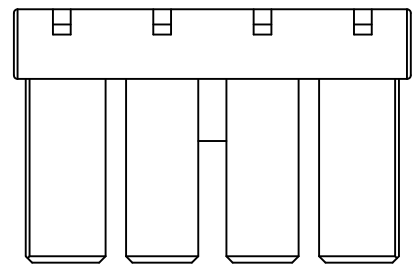
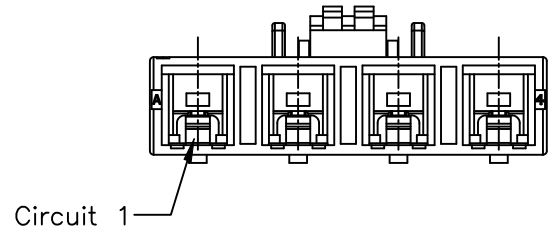
A7925	H	XP	R	N	N	NP	N	00	G
①	②	③	④	⑤	⑥	⑦	⑧	⑨	⑩

① Series No.  
 ② Connector type: H=Housing  
 ③ No. of circuits  
 ④ R=RoHs  
 ⑤ Material: N=Nylon66-V0, NO FLAME  
 ⑥ Color: N=Natural  
 ⑦ Plating code: NP=Non-plating  
 ⑧ Plating code: N=Non-plating  
 ⑨ Option code: 00=Standard  
 ⑩ Packing code: G=Bag



**SPECIFICATIONS**  
 Current Rating: 13A~30A AC,DC  
 Voltage Rating: 600V AC,DC  
 Temperature Range: -55°C ~ +85°C  
 Contact Resistance: 5mΩ Max.  
 Insulation Resistance: 1000MΩ Min.  
 Withstanding Voltage: 2500V AC/minute

Circuit No.	Dimensions	
	A	B
02P	7.92	15.50
03P	15.84	23.42
04P	23.76	31.34
05P	31.68	39.26



				燦達電子工業股份有限公司 JOINT TECH ELECTRONIC IND. CO., LTD.		
				UNIT	SCALE	SHEET
mm	1 : 1	1 of 1	7.92mm PITCH HOUSING STANDARD TYPE			
DRAWN BY		APPROVED BY		DRAW NO. :		
鄭小嬌		徐富永			A7925H-XPRXXXX00G	
2022.06.20		2022.06.20		REV. A0		
GENERAL TOLERANCE						
X. X±0.25		ANGLE±				
X. XX±0.15						
X. XXX±0.05						
A0	NEW RELEASE	2022.06.20	鄭小嬌			
REV.	DESCRIPTION	DATE	NAME			