

承認書

SPECIFICATION FOR APPROVAL

CUSTOMER: _____ 2144 _____

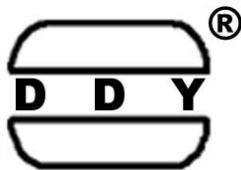
DESCRIPTION: _____ SMD INDUCTOR _____

DDY PART NO: _____ SFE252010S系列 _____

CUSTOMERMODELNO: _____

DRAWING		
MADE	CHECKED	APPROVED
聂旭彬	余运鸿	陈启善
DATE: 2021年7月19日		

CUSTOMER APPROVE



惠州市德立电子有限公司
HUI ZHOU DE LI ELECTRONICS CO., LTD

廣東省博羅縣洲際工業園梅園三路
NO.3 MEI YUAN ROAD,ZHOU JI INDUSTRIAL AREA,BOLUO COUNTY GUANGDONG

電話：0752-6207968 0752-6207962

傳真：0752-6207969

郵編：516100

Http://ddycoils.com



惠州市德立电子有限公司
HUI ZHOU DE LI ELECTRONICS CO., LTD

CUSTOMER:	2144	REV NO:	A1.0
DESCRIPTION:	SMD INDUCTOR	PAGE NO:	PAGE 1 OF 9
CUST P/N:		SN.	210703109
PART NO:	SFE252010S系列	DATE:	2021年7月19日

CATALOG

Resume	P2
Shape & Dimension	P3
Part numbering system	P3
General specification	P3
Electrical Characteristics List	P4
Package Information	P5-6
Reliabilty Test	P7-8
Soldering Conditions	P9

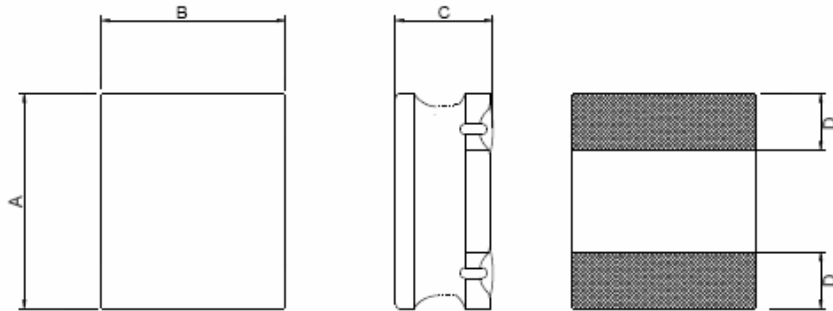


惠州市德立电子有限公司
HUI ZHOU DE LI ELECTRONICS CO., LTD

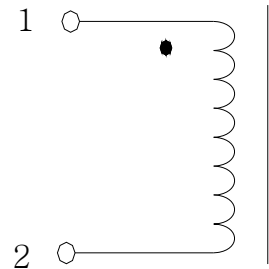
CUSTOMER:	2144	REV NO:	A1.0
DESCRIPTION:	SMD INDUCTOR	PAGE NO:	PAGE 3 OF 9
CUST P/N:		SN.	210703109
PART NO:	SFE252010S系列	DATE:	2021年7月19日

1. SHAPE & DIMENSION

UNIT: mm



SCHEMATICS



CODE	A	B	C	D		
DIMENSION	2.5±0.3	2.0±0.3	1.05Max	0.8 TYP		

2. PART NUMBERING SYSTEM

SFE 252010S - 2R2 M - HF
1 2 3 4 5

- 1 PRODUCT SYMBOL (产品代号)
- 2 DIMENSIONS (规格尺寸)
- 3 INDUCTANCE (电感量)
- 4 TOLERANCE (公差) : M±20%; P±25%; N±30%
- 5 E.P. (环保) : LF—Lead Free HF—Halogen Free FP—Red Phosphor Free

3. GENERAL SPECIFICATION

- a. Rating DC current: Temperature rise(ΔT) is 40°C approximately at Irms.
- b. Saturation DC current: Inductance drop approximately 30% of L_0 at Isat.
- c. Operating temp.: -40°C~ +125°C

APPROVED BY	CHECKED BY	DRAFT
陈启善	余运鸿	聂旭彬



惠州市德立电子有限公司

HUI ZHOU DE LI ELECTRONICS CO., LTD

CUSTOMER:	2144	REV NO:	A1.0
DESCRIPTION:	SMD INDUCTOR	PAGE NO:	PAGE 4 OF 9
CUST P/N:		SN.	210703109
PART NO:	SFE252010S系列	DATE:	2021年7月19日

4.ELECTRICAL CHARACTERISTICS LIST

NO.	Part Number	Inductance	DCR		Isat		Irms	
		(μ H)	(Ω)		(A)		(A)	
	Units	1MHz/1V	Max	Typ	Max	Typ	Max	Typ
1	SFE252010S-R22M	0.22 \pm 20%	0.034	0.026	3.60	4.40	2.75	3.00
2	SFE252010S-R24M	0.24 \pm 20%	0.034	0.026	3.60	4.40	2.75	3.00
3	SFE252010S-R33M	0.33 \pm 20%	0.043	0.033	3.60	4.30	2.45	2.70
4	SFE252010S-R47M	0.47 \pm 20%	0.044	0.033	2.80	3.20	2.40	2.60
5	SFE252010S-R68M	0.68 \pm 20%	0.062	0.051	2.75	3.10	2.10	2.35
6	SFE252010S-1R0M	1.0 \pm 20%	0.080	0.066	2.05	2.50	1.85	2.05
7	SFE252010S-1R5M	1.5 \pm 20%	0.108	0.085	1.70	2.05	1.55	1.70
8	SFE252010S-2R2M	2.2 \pm 20%	0.150	0.130	1.50	1.75	1.35	1.50
9	SFE252010S-3R3M	3.3 \pm 20%	0.228	0.170	1.10	1.35	1.05	1.20
10	SFE252010S-4R7M	4.7 \pm 20%	0.330	0.280	1.00	1.15	0.90	1.00
11	SFE252010S-5R6M	5.6 \pm 20%	0.480	0.370	0.90	1.05	0.80	0.90
12	SFE252010S-6R8M	6.8 \pm 20%	0.480	0.400	0.80	0.95	0.72	0.80
13	SFE252010S-8R2M	8.2 \pm 20%	0.572	0.463	0.73	0.85	0.69	0.78
14	SFE252010S-100M	10 \pm 20%	0.600	0.500	0.65	0.75	0.67	0.74
15	SFE252010S-120M	12 \pm 20%	0.850	0.700	0.58	0.62	0.58	0.62
16	SFE252010S-150M	15 \pm 20%	1.050	0.820	0.50	0.60	0.45	0.50
17								
18								
19								
20								
21								
22								
23								
24								
25								
26								
27								
28								

APPROVED BY	CHECKED BY	DRAWN BY
陈启善	余运鸿	聂旭彬



惠州市德立电子有限公司
HUI ZHOU DE LI ELECTRONICS CO., LTD

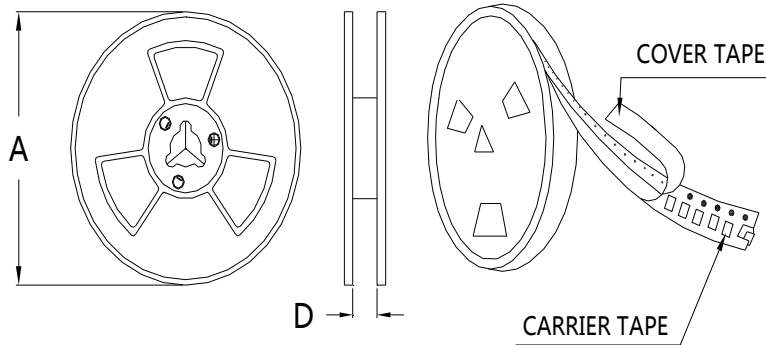
CUSTOMER:	2144	REV NO:	A1.0
DESCRIPTION:	SMD INDUCTOR	PAGE NO:	PAGE 5 OF 9
CUST P/N:		SN.	210703109
PART NO:	SFE252010S系列	DATE:	2021年7月19日

5. PACKAGING(unit: mm)

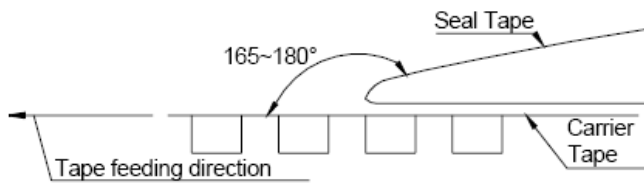
1.包装类型：编带装

2.包装尺寸： 13" 盘

7" 盘



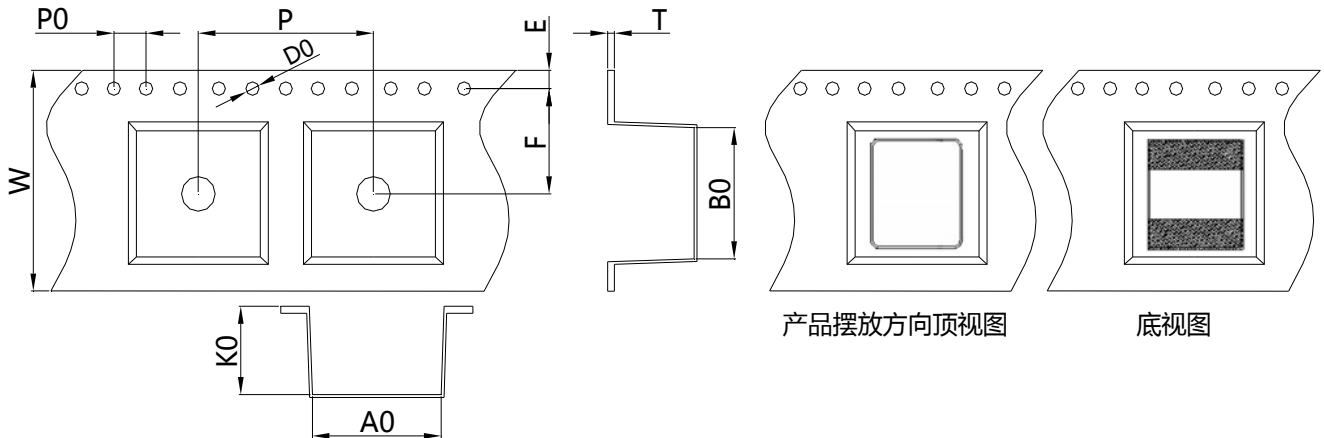
	13" 盘	7" 盘
A	$\Phi 330 \pm 2.0$	$\Phi 178 \pm 2.0$
D	8.5	



Peel-off strength: 10~100gf.

Peel-off angle: 165°-180°

Peel-off speed: 300mm/min.



产品摆放方向顶视图

底视图

Item	W	A0	B0	K0	P	T	E	F	D0	P0		
DIM(mm)	8.00 ± 0.3	2.35 ± 0.2	2.65 ± 0.2	1.40 ± 0.1	4.00 ± 0.1	0.25 ± 0.1	1.75 ± 0.1	3.50 ± 0.1	1.50 ± 0.1	4.00 ± 0.2		

APPROVED BY	CHECKED BY	DRAFT
陈启善	余运鸿	聂旭彬

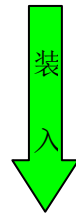


惠州市德立电子有限公司
HUI ZHOU DE LI ELECTRONICS CO., LTD

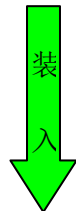
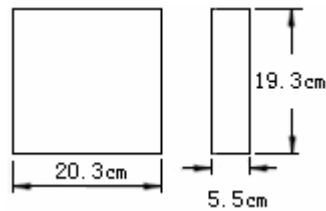
CUSTOMER:	2144	REV NO:	A1.0
DESCRIPTION:	SMD INDUCTOR	PAGE NO:	PAGE 6 OF 9
CUST P/N:		SN.	210703109
PART NO:	SFE252010S系列	DATE:	2021年7月19日

3.包装数量:

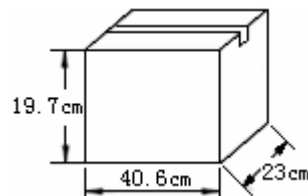
卷轴包装数量		
每卷	2000	PCS



内盒包装数量		
每盒	4 卷,共	8000 PCS



外箱包装数量		
每箱	6 盒,共	48000 PCS



APPROVED BY	CHECKED BY	DRAFT
陈启善	余运鸿	聂旭彬



惠州市德立电子有限公司

HUI ZHOU DE LI ELECTRONICS CO., LTD

CUSTOMER:	2144	REV NO:	A1.0
DESCRIPTION:	SMD INDUCTOR	PAGE NO:	PAGE 7 OF 9
CUST P/N:		SN.	210703109
PART NO:	SFE252010S系列	DATE:	2021年7月19日

6.1 RELIABILITY TEST

TEST ITEM	SPECIFICATION	TEST CONDITION
Withstanding voltage test	After test, inductors shall have no evidence of electrical and mechanical damage.	AC voltage of 100v and AC current of 1mA applied between inductor's terminal and core for 3 secs.
Resistance to soldering heat	1. Inductor shall have no evidence of electrical and mechanical damage. 2. Inductance shall not change more than $\pm 5\%$. 3. Q shall not change more than $\pm 20\%$.	a. Temp: $260 \pm 5^\circ\text{C}$ b. Time: 10 ± 1.0 secs
Solderability test	The terminal shall be at least 95% covered with solder.	After fluxing, the terminal shall be dipped in a melted solder bath at $245 \pm 5^\circ\text{C}$ for 4 ± 1.0 secs.
High temperature & high humidity test	The anti-erosion quality of the surface and the specimen's inductance shall not change from the initial value within $\pm 10\%$	a. Test condition 1)Temp.: 85°C , R.H.:85% 2)Time:144 ± 2 hours b. Measurement methods: The experimental component should be put at normal condition for 2 hours then to measure again after test
Salt spray test		a. Test condition 1)Temp.: $35 \pm 2^\circ\text{C}$ 2)Time:48 ± 2 hours 3)Salt solution PH:6.5~7.2 b. Measurement methods: The experimental component should be put at normal condition for 2 hours then to measure again after test
Vibration test	1. Inductance shall be within $\pm 10\%$ of the initial value. 2. Appearance:no damage	a. Frequency: 10 to 55HZ b. Amplitude: 1.5mm c. Direction and time: X, Y and Z directions for 2 hours each.

APPROVED BY	CHECKED BY	DRAFT
陈启善	余运鸿	聂旭彬



惠州市德立电子有限公司

HUI ZHOU DE LI ELECTRONICS CO., LTD

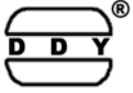
CUSTOMER:	2144	REV NO:	A1.0
DESCRIPTION:	SMD INDUCTOR	PAGE NO:	PAGE 8 OF 9
CUST P/N:		SN.	210703109
PART NO:	SFE252010S系列	DATE:	2021年7月19日

6.2 RELIABILITY TEST

TEST ITEM	SPECIFICATION	TEST CONDITION
Free fall test	No mechanical damage shall be noticed.	Drop 5 times on a concrete floor from 1m the height
Temperature Cycling test	1. Inductance shall be within $\pm 10\%$ of the initial value 2. Appearance: No damage	a. Test condition 1)Temp.: -55°C ,time: $30\pm 3\text{min}$ 2)Temp.: $+125^{\circ}\text{C}$,time: $30\pm 3\text{min}$ 3)Cycles times:12 cycles b. Measurement methods: The experimental component should be put at normal condition for 2 hours then to measure again after test
High Temperature resistance test		a. Test condition 1)Applied rated current 2)Temp.: $85^{\circ}\text{C}\pm 2^{\circ}\text{C}$ 3)Test time: $1000+24/-0\text{H}$ b. Measurement methods: The experimental component should be put at normal condition for 24 hours then to measure again after test.
Low temperature resistance test		a. Test condition 1)Temp.: $-55^{\circ}\text{C}\pm 2^{\circ}\text{C}$ 2)Test time: $1000+24/-0\text{H}$ b. Measurement methods: The experimental component should be put at normal condition for 24 hours then to measure again after test.

We have suggested the storage period of lead-free product should not over 6 months.

APPROVED BY	CHECKED BY	DRAFT
陈启善	余运鸿	聂旭彬



惠州市德立电子有限公司
HUI ZHOU DE LI ELECTRONICS CO., LTD

CUSTOMER:	2144	REV NO:	A1.0
DESCRIPTION:	SMD INDUCTOR	PAGE NO:	PAGE 9 OF 9
CUST P/N:		SN.	210703109
PART NO:	SFE252010S系列	DATE:	2021年7月19日

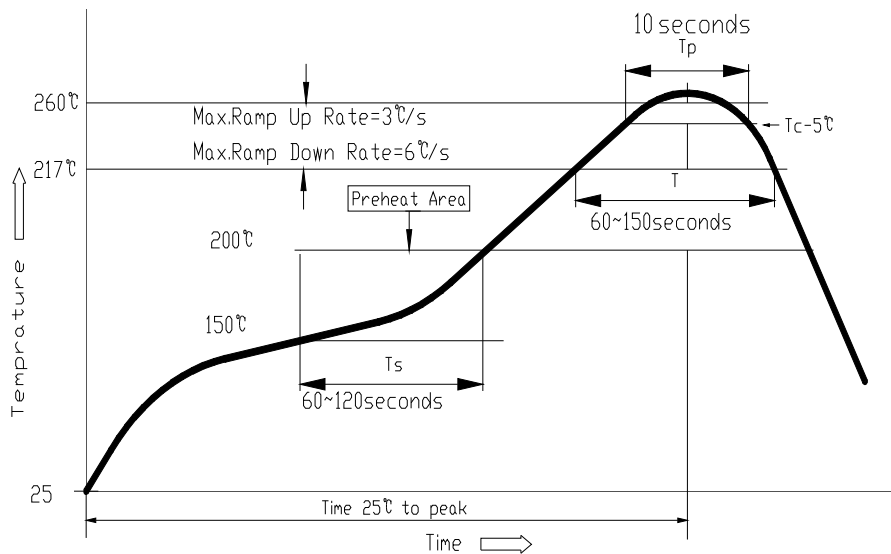
7. SOLDERING CONDITIONS

Applicable soldering process to the products is refl.

7.1 Soldering Materials

- (1) Solder: Sn-3.0Ag-0.5Cu
- (2) Flux: Use rosin-based flux, but not strongly acidic flux (with chlorine exceeding 0.2wt%). Do not use water-soluble flux.

7.2 Reflow Soldering Profile



7.3 Soldering Iron

Reworking with electric soldering iron must preheating at 150 °C for 1 minute is required, and do not directly touch the core with the tip of the soldering iron. The reworking soldering conditions are as follows.

- ① Temperature of soldering iron tip: 350 °C;
- ② Soldering iron power output: ≤ 30W;
- ③ Diameter of soldering iron end: ≤ 1.0mm;
- ④ Soldering time: < 3 s



APPROVED BY	CHECKED BY	DRAFT
陈启善	余运鸿	聂旭彬