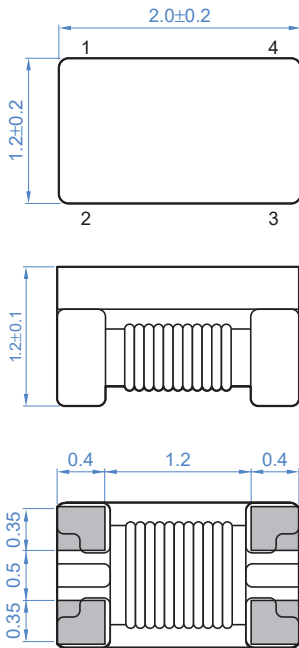
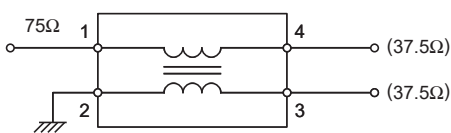


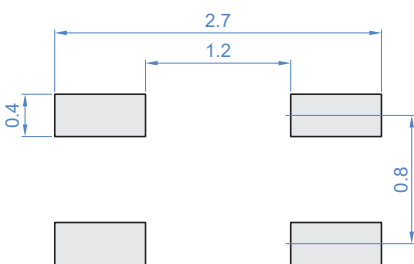
Outline Drawing(mm)



Circuit Diagram



Recommended layout(mm)



Features

- RF Power, 0.25W
- DC Current, 300 mA
- 260°C Reflow Compatible
- RoHS compliant and lead free
- Operating temperature range: -40°C to +85°C
- Storage temperature range: -55°C to +100°C

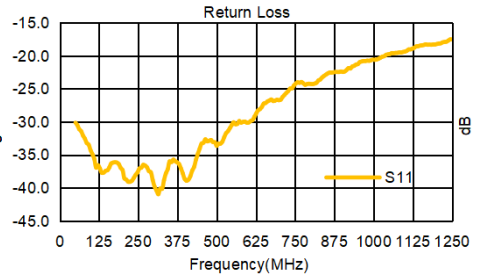
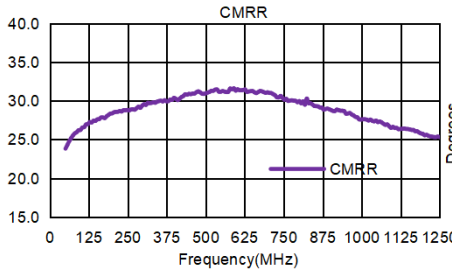
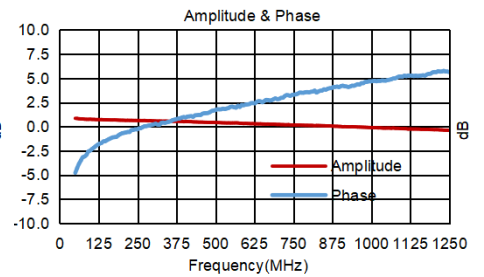
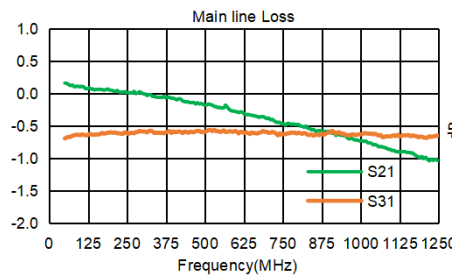
Applications

- Impedance matching
- Balanced amplifier
- Balun
- Cellular and VHF

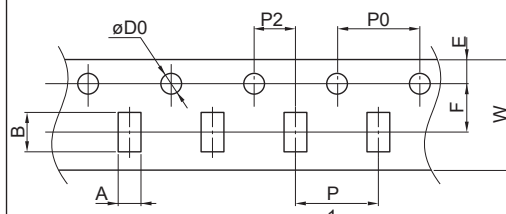


Electrical Specifications: TA=25°C, 0dBm, Z0=75Ω

Parameter	Test Conditions	Units	Min	Typ	Max
Main line Loss	50-1250MHz	dB	—	0.7	1.2
Amplitude Balance	50-1250MHz	dB	—	0.5	1.0
Phase Balance	50-1250MHz	°	—	5.0	15.0
CMRR	50-1250MHz	dB	20.0	32.0	—
Input Return Loss(Pin6)	50-1250MHz	dB	12.0	35.0	—



Carrier Tape Orientation



Tape & Reel Information

Parameter	Units	Value
Qty per reel	PCS	4000
Reel Size	mm	180
Tape Width	mm	8.00
P0	mm	4.00
A	mm	1.40
B	mm	2.30
K	mm	1.40