

## 塑封外延快恢复整流二极管

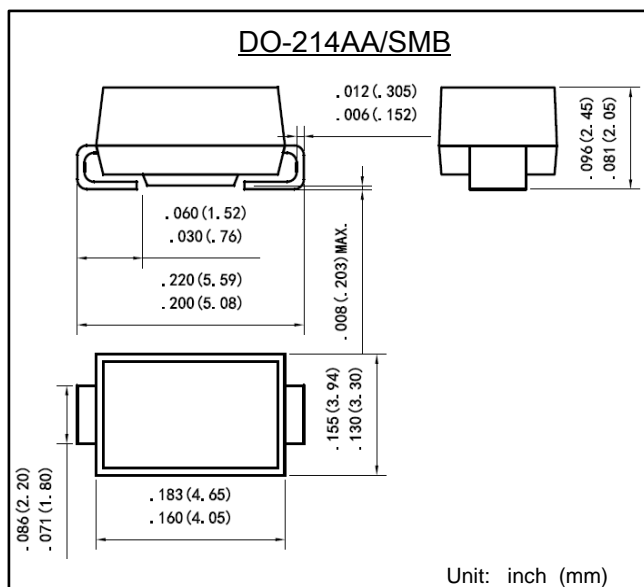
## Plastic Epitaxial Fast Recovery Rectifiers

反向电压 200 ~ 1000 V

Reverse Voltage 200 ~ 1000 V

正向电流 1.0 A

Forward Current 1.0 A



### 特征 Features

- 反向漏电流低 Low reverse leakage
- 正向浪涌承受能力强 High forward surge capability
- 高信赖性 High reliability
- 高温焊接保证 High temperature soldering guaranteed:  
260°C/10 秒  
260°C/10seconds
- 引线 and 管体皆符合RoHS标准  
Lead and body according with RoHS standard
- 型号后缀“-F”标记无卤素产品  
Green compound with suffix "-F" on Marking

### 机械数据 Mechanical Data

- 封装外形:DO-214AA 塑封 Case:DO-214AA Molded plastic
- 环氧树脂:UL易燃等级:94V-0  
Epoxy:UL 94V-0 rate flame retardant
- 引脚:镀锡,无铅 Lead:Pure tin plated, lead free

### 最大值和特性 TA = 25°C 除非另有规定。

### Maximum Ratings & Characteristics Ratings at 25°C ambient temperature unless otherwise specified.

参数 Parameter	符号 Symbols	MURS 120B	MURS 140B	MURS 160B	MURS 180B	MURS 1100B	单位 Unit
印字 Marking	/	MUR120	MUR140	MUR160	MUR180	MUR1100	/
最大可重复峰值反向电压 Maximum repetitive peak reverse voltage	$V_{RRM}$	200	400	600	800	1000	V
最大均方根电压 Maximum RMS voltage	$V_{RMS}$	140	280	420	560	700	V
最大直流阻断电压 Maximum DC blocking voltage	$V_{DC}$	200	400	600	800	1000	V
最大正向平均整流电流 Maximum average forward rectified current	$I_{F(AV)}$	1.0					A
正向不重复浪涌电流 8.3 ms单一正弦半波 8.3 ms singlehalf sine-wave	$I_{FSM}$	30			20		A
最大正向电压 @ $I_F=1.0A$ Maximum forward voltage	$V_F$	0.875	1.250		1.700		V
最大反向电流 @ $V_{DC}$ Maximum reverse current	$I_R$	5 100					$\mu A$
最大反向恢复时间 $I_F=0.5A, I_R=1.0A, I_{RR}=0.25A$ MAX. reverse recovery time	$T_{RR}$	25	50		75		nS
典型热阻 Typical thermal resistance (Note 1)	$R_{\theta JA}$	65					$^{\circ}C/W$
典型结电容 $V_R=4.0V, f=1MHz$ Type junction capacitance	$C_J$	105			90		pF
工作结温和存储温度 Operating junction and storage temperature rang	$T_J, T_{STG}$	-55 --- +150					$^{\circ}C$

备注 Note:

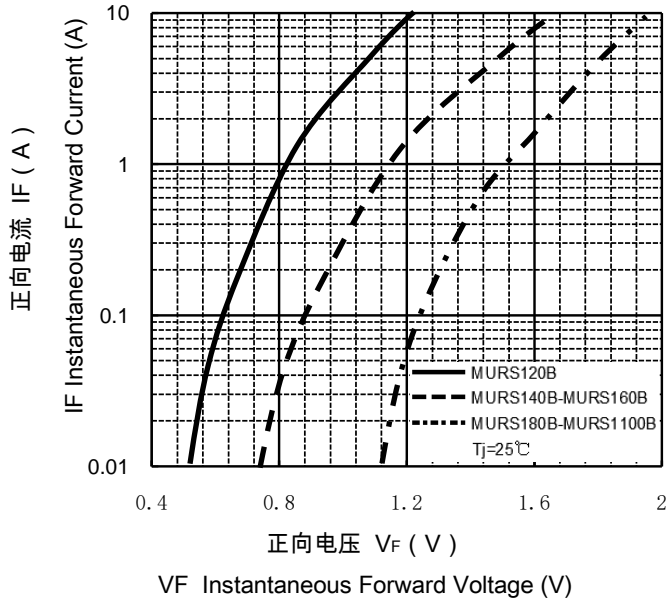
1) 引线长度 0.375" (9.5 mm), 安装在PCB板上, 从PN结到周围环境的热阻。

1) Thermal resistance from junction to ambient at 0.375" (9.5 mm) lead length, PCB mounted.

## 特性曲线 Characteristic Curves

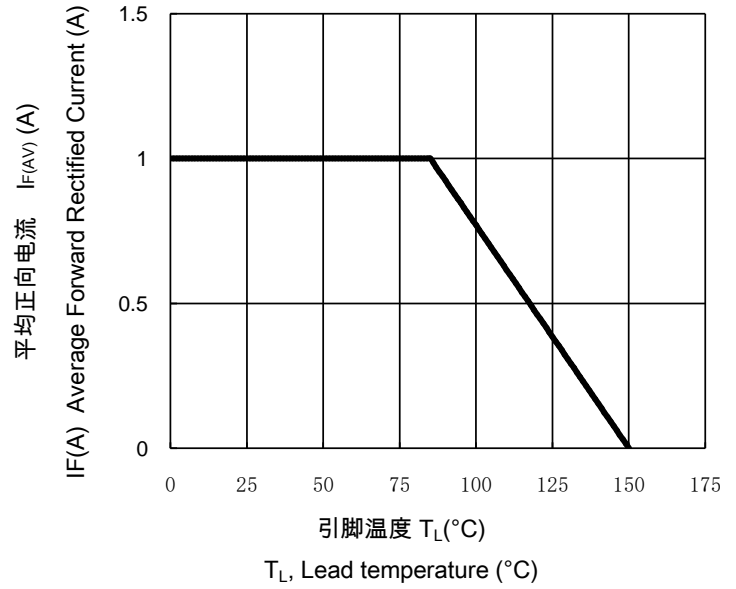
正向特性曲线 (典型值)

TYPICAL FORWARD CHARACTERISTIC



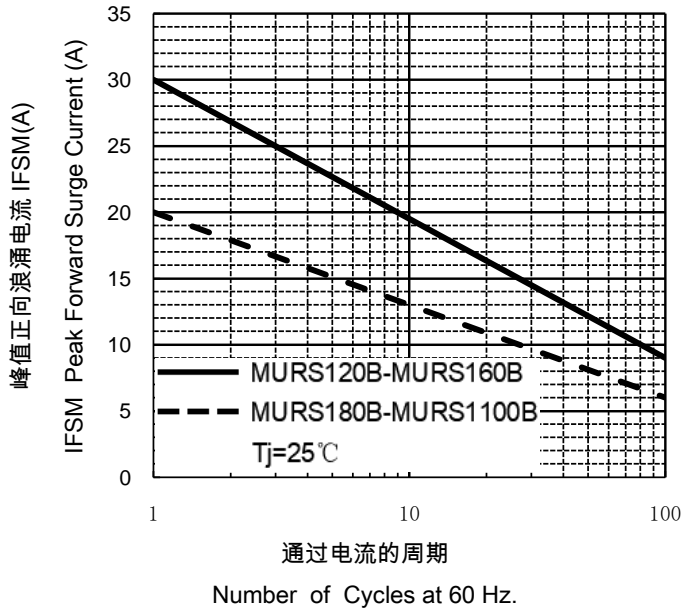
正向电流降额曲线

FORWARD CURRENT DERATING CURVE



浪涌特性曲线 (最大值)

MAXIMUM NON REPETITIVE  
PEAK FORWARD SURGE CURRENT



反向特性曲线

Typical Reverse Characteristics

