

BV_{DSS}	$R_{DS(ON)}$	I_D
55 V	1.6 Ω	360 mA

SOT-363

Features

- 55V, 0.36A, $R_{DS(ON)}=1.6\Omega@V_{GS}=10V$
- ESD Protected
- Fast switching
- Green Device Available

Mechanical Data

- Case : SOT-363
- Marking : B38

Applications

- Load Switch
- Hand-Held Instruments

Ordering Information

Part No.	Remark	Package	Packing
FXBSS138DWMEH-05S6	General	SOT-363	3000 / Tape & Reel
FXBSS138DWMEH-05S6G	Halogen Free		
FXBSS138DWMEH-05S6Q	AEC-Q101 qualified		

Absolute Maximum Ratings $T_A=25^\circ\text{C}$ unless otherwise noted

Symbol	Parameter	Rating	Units
V_{DS}	Drain-Source Voltage	55	V
V_{GS}	Gate-Source Voltage	± 20	V
I_D	Drain Current - Continuous	360	mA
I_{DM}	Drain Current - Pulsed	1200	mA
P_D	Total Power Dissipation ($T_A=25^\circ\text{C}$) (NOTE 1)	275	mW
T_J	Operating Junction Temperature Range	-50 to 150	$^\circ\text{C}$
T_{STG}	Storage Temperature Range	-50 to 150	$^\circ\text{C}$
Marking Code		B38	

NOTES :

1.1*MRP FR-4 PC board,2oz.

Thermal Characteristics

Symbol	Parameter	Typ.	Max	Unit
$R_{\theta JA}$	Thermal Resistance Junction to Ambient	---	450	$^\circ\text{C/W}$

Electrical Characteristics (T_J=25°C, unless otherwise noted)

Off Characteristics

Symbol	Parameter	Conditions	Min.	Typ.	Max.	Unit
BV _{DSS}	Drain-Source Breakdown Voltage	V _{GS} =0V, I _D =10uA	55	---	---	V
I _{DSS}	Drain-Source Leakage Current	V _{DS} =55V, V _{GS} =0V	---	---	1	uA
I _{GSS}	Gate-Source Leakage Current	V _{GS} =±20V, V _{DS} =0V	---	---	±10	uA

On Characteristics

Symbol	Parameter	Conditions	Min.	Typ.	Max.	Unit
R _{DS(on)}	Static Drain-Source On-Resistance	V _{GS} =2.5V, I _D =100mA	---	2.6	4.5	Ω
		V _{GS} =4.5V, I _D =200mA	---	1.5	2.5	
		V _{GS} =10V, I _D =500mA	---	1.3	1.6	
V _{GS(th)}	Gate Threshold Voltage	V _{GS} =V _{DS} , I _D =250uA	0.8	---	1.5	V
g _{fs}	Forward Transconductance	V _{DS} =10V, I _D =250mA	300	---	---	mS

Dynamic and switching Characteristics

Symbol	Parameter	Conditions	Min.	Typ.	Max.	Unit
Q _g	Total Gate Charge	V _{DS} =15V, V _{GS} =5V, I _D =200mA	---	---	1	nC
T _{d(on)}	Delay Turn-On Time	V _{DD} =30V, R _L =150Ω, V _{GS} =10V, R _G =10Ω, I _D =200mA	---	1.3	---	ns
T _{d(off)}	Delay Turn-Off Time		---	5.5	---	
C _{iss}	Input Capacitance	V _{DS} =25V, V _{GS} =0V, F=1MHz	---	---	50	pF
C _{oss}	Output Capacitance		---	7	---	
C _{rss}	Reverse Transfer Capacitance		---	4	---	

Drain-Source Diode Characteristics and Ratings

Symbol	Parameter	Conditions	Min.	Typ.	Max.	Unit
I _S	Continuous Source Current	V _G =V _D =0V, Force Current	---	---	500	mA
V _{SD}	Diode Forward Voltage	V _{GS} =0V, I _S =500mA	---	0.94	1.2	V
t _{rr}	Reverse Recovery Time	V _{GS} =0V, V _{DD} =30V, I _S =1A, dI _S /dt=100A/us	---	14.4	---	nS
Q _{rr}	Reverse Recovery Charge		---	5.8	---	nC

Characteristics Curves

FIG. 1-Output Characteristic

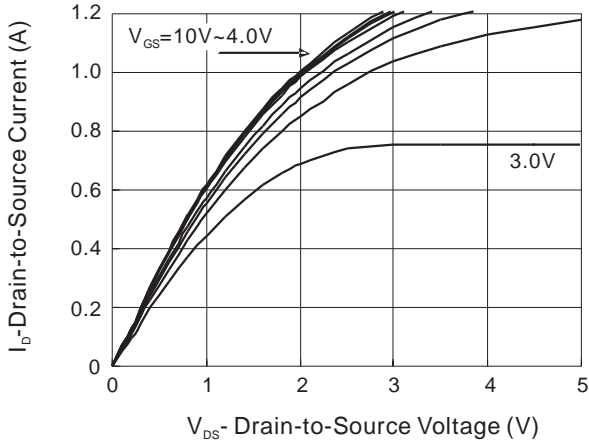


FIG. 2-Transfer Characteristic

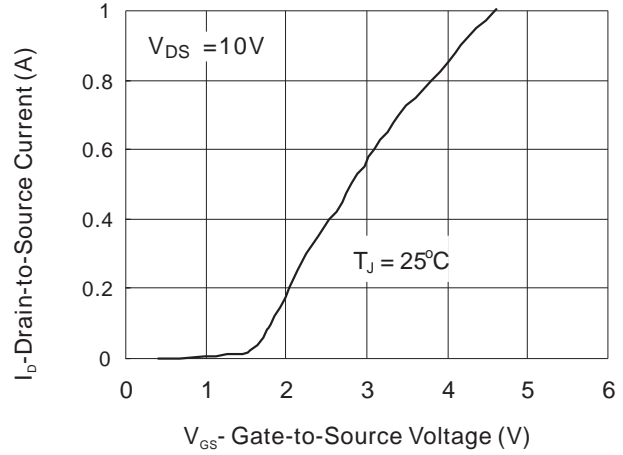


FIG. 3-On-Resistance vs Drain Current

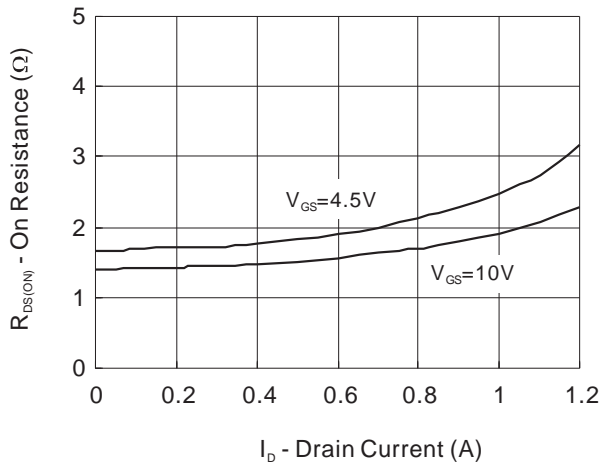


FIG. 4-On-Resistance vs Gate to Source Voltage

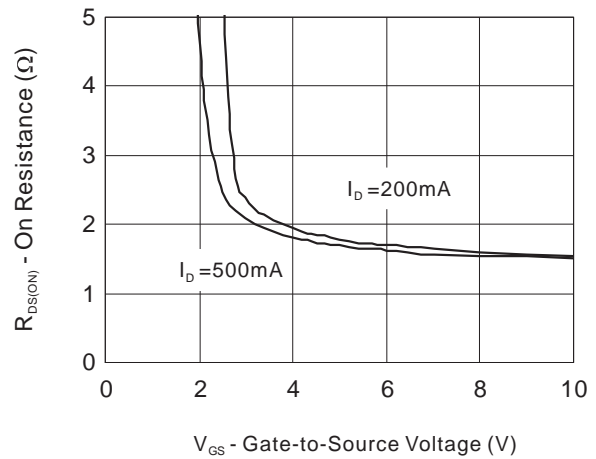


FIG. 5-On-Resistance vs Junction Temperature

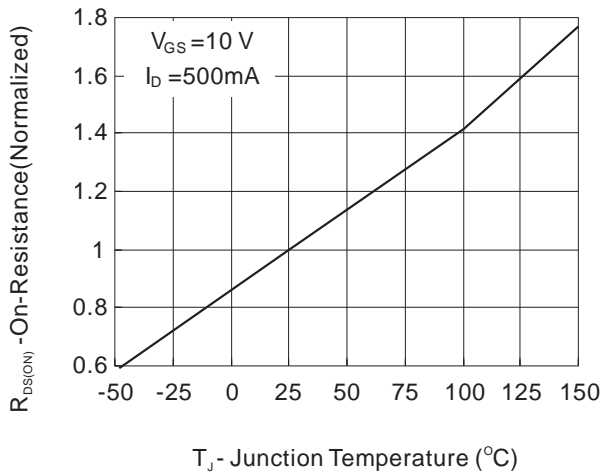
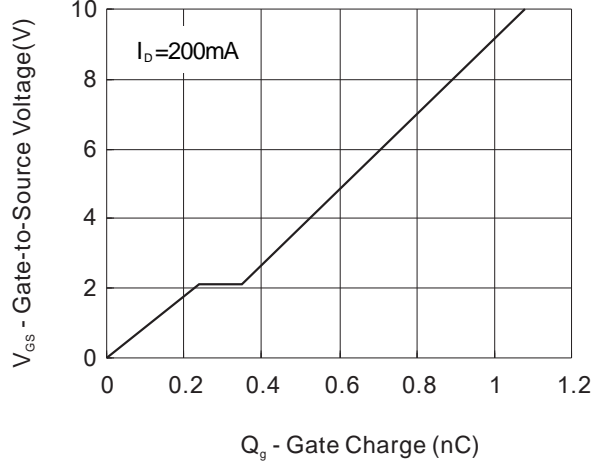


FIG. 6-Gate Charge Waveform



Characteristics Curves

FIG. 7-Source-Drain Diode Forward Voltage

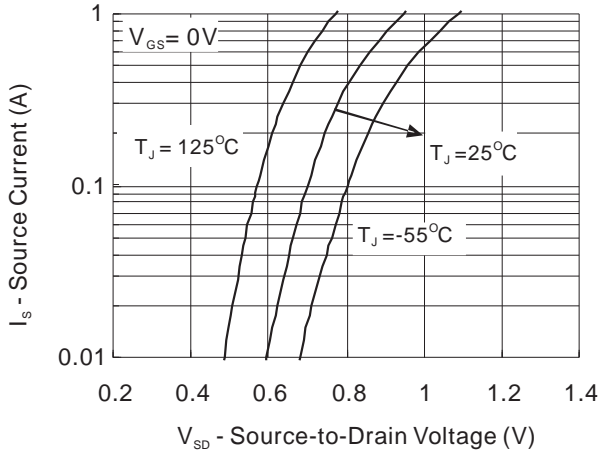


FIG. 8-Threshold Voltage vs Temperature

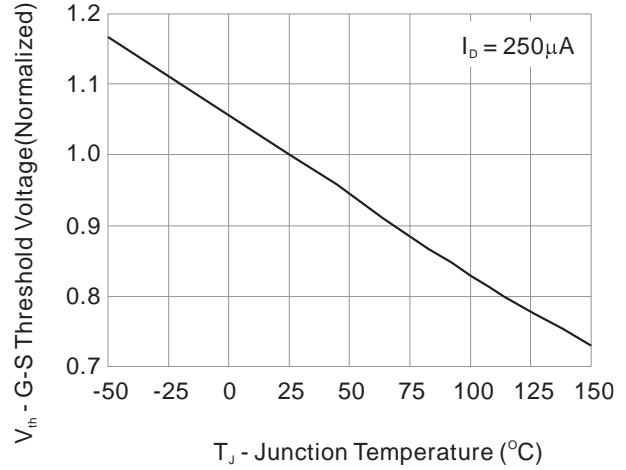


FIG. 9-Breakdown Voltage vs Junction Temperature

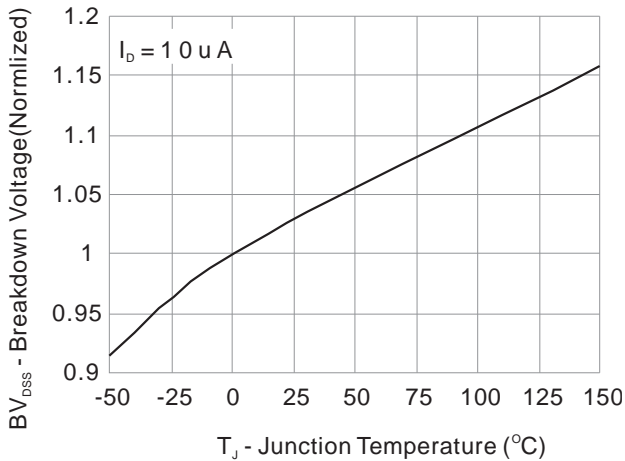
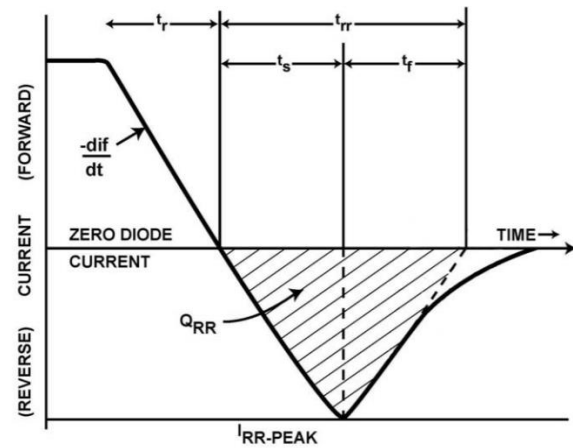
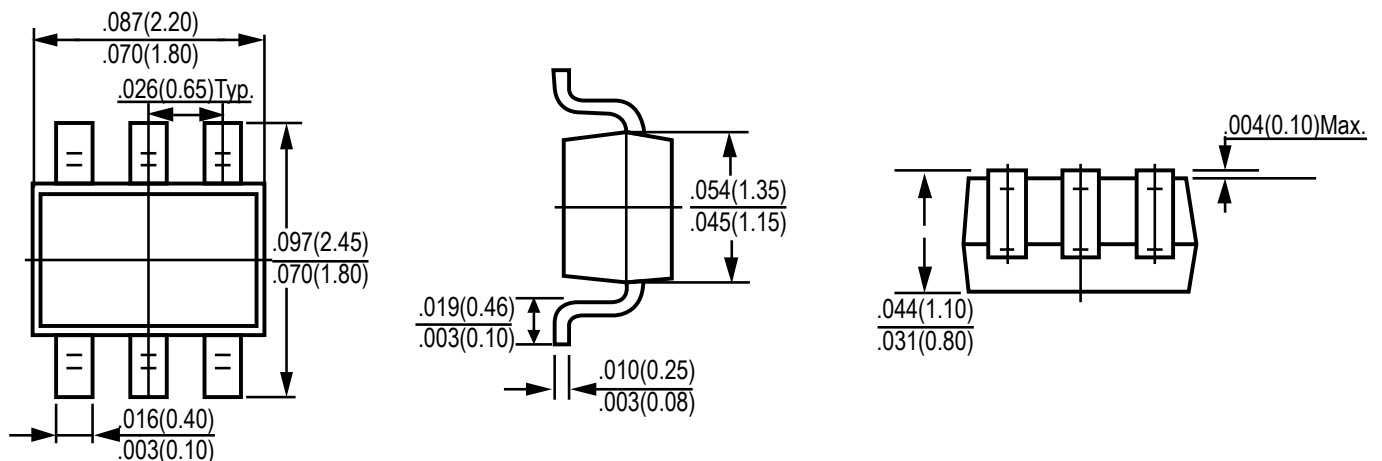


FIG. 10-QRR and TRR Waveform definitions



Package Outline Dimensions



SOT-363

Dimensions in inches and (millimeters)

Legal Disclaimer Notice

Limited warranty and liability - Lingyange Semiconductor, Inc., its affiliates, agents, and employees, and all persons acting on its or their behalf (collectively, "LYG"), disclaim any and all liability for any errors, inaccuracies or incompleteness contained in any datasheet or in any other disclosure relating to any product. LYG makes no warranty, representation or guarantee regarding the suitability of the products for any particular purpose or the continuing production of any product. To the maximum extent permitted by applicable law, LYG disclaims (i) any and all liability arising out of the application or use of any product, (ii) any and all liability, including without limitation special, consequential or incidental damages, and (iii) any and all implied warranties, including warranties of fitness for particular purpose, non-infringement and merchantability.

Right to make changes - ALL PRODUCT, PRODUCT SPECIFICATIONS AND DATA ARE SUBJECT TO CHANGE WITHOUT NOTICE TO IMPROVE RELIABILITY, FUNCTION OR DESIGN OR OTHERWISE.

Applications - Statements regarding the suitability of products for certain types of applications are based on LYG's knowledge of typical requirements that are often placed on LYG products in generic applications. Such statements are not binding statements about the suitability of products for a particular application. It is the customer's responsibility to validate that a particular product with the properties described in the product specification is suitable for use in a particular application. Parameters provided in datasheets and / or specifications may vary in different applications and performance may vary over time. All operating parameters, including typical parameters, must be validated for each customer application by the customer's technical experts. Product specifications do not expand or otherwise modify LYG's terms and conditions of purchase, including but not limited to the warranty expressed therein.

Suitability for use - Except as expressly indicated in writing, LYG products are not designed for use in medical, life-saving, or life-sustaining applications or for any other application in which the failure of the LYG product could result in personal injury or death. Customers using or selling LYG products not expressly indicated for use in such applications do so at their own risk. Please contact authorized LYG personnel to obtain written terms and conditions regarding products designed for such applications.

No offer to sell or license - No license, express or implied, by estoppel or otherwise, to any intellectual property rights is granted by this document or by any conduct of LYG. Product names and markings noted herein may be trademarks of their respective owners.

© Lingyange Semiconductor 2020 All rights reserved.