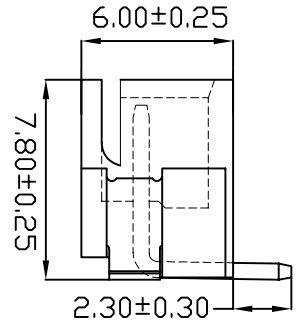
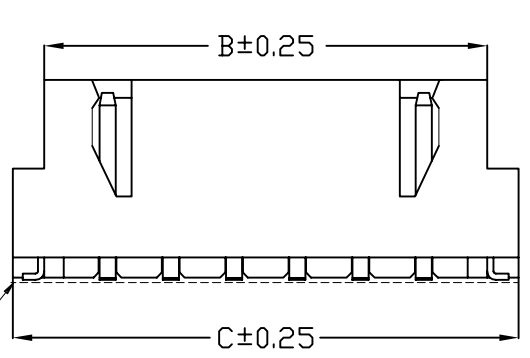
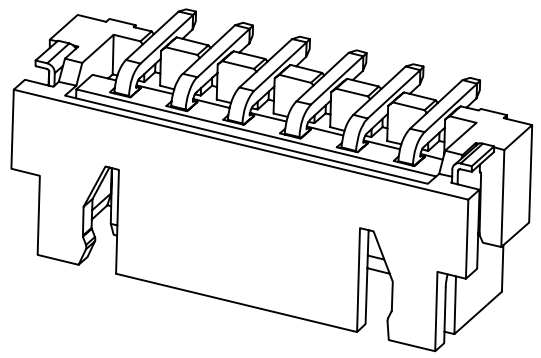
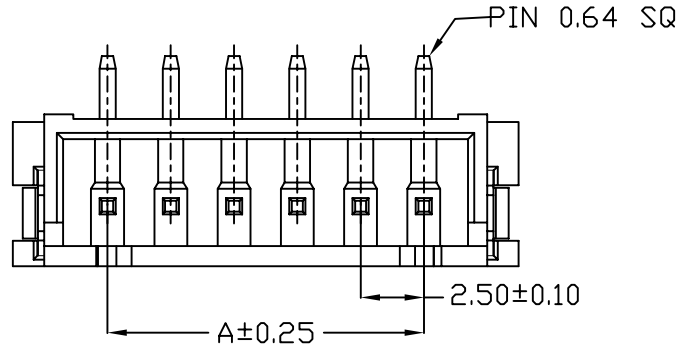
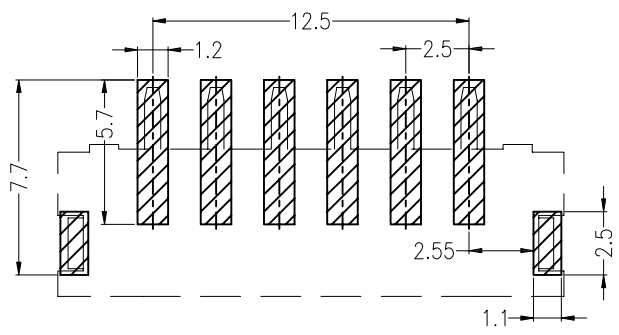


REV.	ECN NO.	DESCRIPTION	DATE	DESIGN
A				



PART NO.	Dimensions (mm)		
	A	B	C
A2501WV-S-02P	2.50	7.50	10.00
A2501WV-S-03P	5.00	10.00	12.50
A2501WV-S-04P	7.50	12.50	15.00
A2501WV-S-05P	10.00	15.00	17.50
A2501WV-S-06P	12.50	17.50	20.00
A2501WV-S-07P	15.00	20.00	22.50
A2501WV-S-08P	17.50	22.50	25.00
A2501WV-S-09P	20.00	25.00	27.50
A2501WV-S-10P	22.50	27.50	30.00
A2501WV-S-11P	25.00	30.00	32.50
A2501WV-S-12P	27.50	32.50	35.00
A2501WV-S-13P	30.00	35.00	37.50
A2501WV-S-14P	32.50	37.50	40.00
A2501WV-S-15P	35.00	40.00	42.50
A2501WV-S-16P	37.50	42.50	45.00

NOTES:
 CURRENT RATING:3A AC/DC.
 VOLTAGE RATING:250V AC/DC
 TEMPERATURE RANGE:-40°C~+105°C.
 CONTACT RESISTANCE:10MΩ Max.
 INSULATION RESISTANCE:1000MΩ Min.
 WITHSTANDING VOLTAGE: 800V AC/MINUTE.
 MATERIAL:LCP/PA9T.UL94V-0.



P. C. B LAYOUT

CNJM Joint More Precision electronics Co.,Ltd.

DRAW NO.	DATE	P/N NO.	DRAW NAME:
DESIGN: 陈雪峰	2017.06.03	A2501WV-S-NP	2.5mm pitch wafer SMT
CHECK: 杨 焯			
REVIEW:		REV. A/1	SCALE 1:1
		UNIT: mm	SHEET 1 OF 1

DIM	TOL	DIM	TOL
X.	/	X*	/
X.X	0.25	X.X*	
X.XX	0.15	X.XX*	
X.XXX	0.10	X.XXX*	/