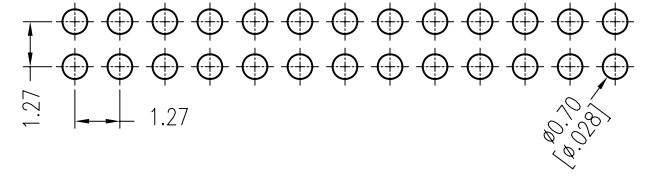
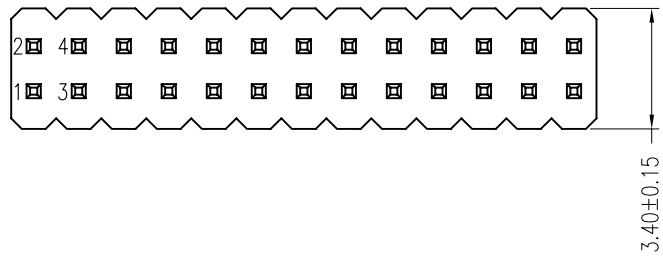


| | | |
|------|----------|-------|
| REV. | ECN. NO. | APPD. |
| A | | |

NOTES.
 Rated Current:1.0AMP.
 Contact Resistance:20mΩ Max.
 Withstand Voltage:500V AC/DC
 Insulation Resistance:1000MΩ Min.
 Operation Temperature:-40°C to +105°C

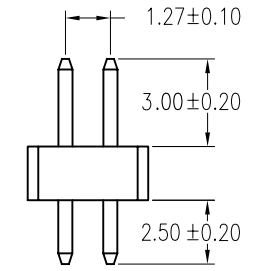
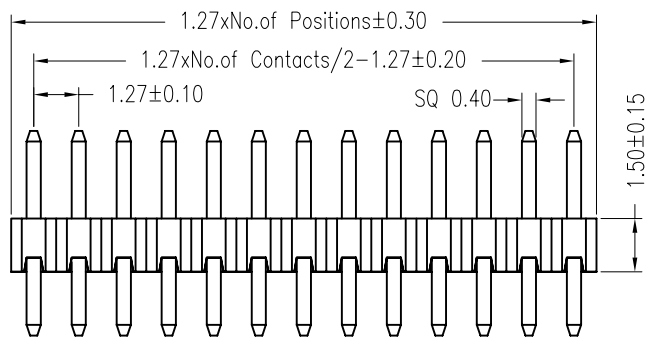
Contact Material:Brass
 Contact Plating:Au or Sn Over Ni
 Insulator Material:PA9T+30%G.F UL94V-0 BK

Recommended P.C.B Layout (Top Side)
 (PCB BOARD TOLERANCE±0.05)



Ordering Information

MTP315-12XX S1



| | | | | | | | |
|-------------------------|--------------|----------|------------------------|--------------------------------------|--|-------|-------|
| X. ± 0.30 | X.° ± 5° | UNITS mm | NAME(INTENDED USE) | MINTRON CO.,LTD. | | | |
| .X ± 0.20 | .X° ± 2° | MAT'L | | | | | |
| .XX ± 0.10 | .XX° ± 1° | FINISH | PART NO.(INTENDED USE) | TITLE: PH1.27 DUAL ROW 180° H=1.5 | | | |
| .XXX ± 0.05 | .XXX° ± 0.5° | | Q'TY | APPD: SUNNY | DWG NO.: MTP315-12XXS1 | | |
| PIN HEADER CONNECTOR | | | CHKD: LISA | | | | |
| | | | DR: ZOE 2006-11-28 | | <table border="1"> <tr> <td>SCALE</td> <td>SHEET</td> <td>REV.</td> </tr> <tr> <td>1/1</td> <td>1/1</td> <td>A</td> </tr> </table> | SCALE | SHEET |
| SCALE | SHEET | REV. | | | | | |
| 1/1 | 1/1 | A | | | | | |