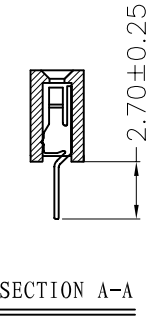
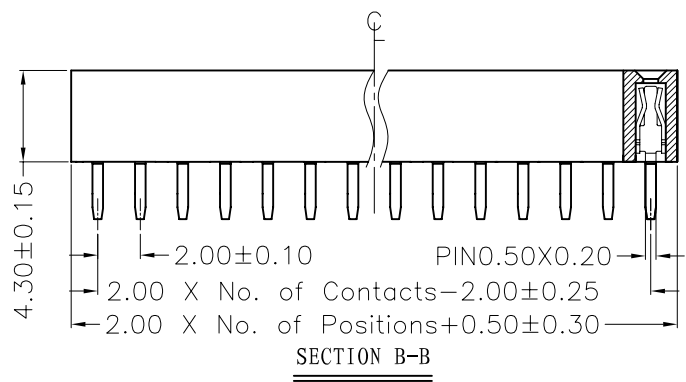
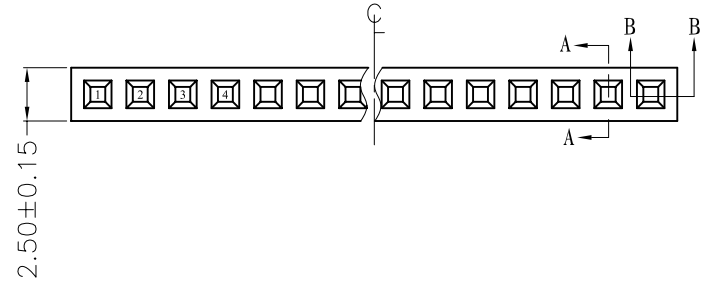
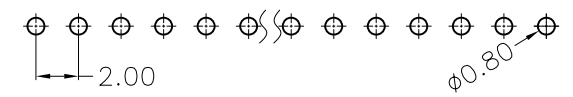


| | | |
|------|----------|-------|
| REV. | ECN. NO. | APPD. |
| A | | |

NOTES:
 Current Rating: 2.0AMP
 Withstand Voltage: 500V AC/DC
 Contact Resistance: 20mΩ Max
 Insulation Resistance: 1000MΩ Min
 Operation Temperature: -40°C to +105°C

Contact Material: Phosphor Bronze
 Contact plating: Au or Sn over Ni
 Insulator Material: PA6T+30%G.F UL94V-0

Recommended P.C.B Layout(Top Side)
 (PCB BOARD TOLERANCE±0.05)



Ordering Information

MTF243-1XXSU1

No. of Pins per ROW: 02-40PIN

| | | | | | | | | | | |
|-------------------------|--------------|----------|-------------------------|--|--|-------|------|-----|-----|---|
| X. ± 0.30 | X.° ± 5° | UNITS mm | NAME (INTENDED USE) | MINTRON CO.,LTD. | | | | | | |
| .X ± 0.20 | .X° ± 2° | MAT'L | PART NO. (INTENDED USE) | | TITLE: FEMALE HEADER 2.00mm SINGLE H=4.3 180° | | | | | |
| .XX ± 0.10 | .XX° ± 1° | FINISH | APPD: SUNNY | DWG NO.: | | | | | | |
| .XXX ± 0.05 | .XXX° ± 0.5° | | Q'TY | CHKD: LISA | MTF243-1XXSU1 | | | | | |
| FEMALE HEADER CONNECTOR | | | DR: ZOE 2006-11-28 | <table border="1"> <tr> <td>SCALE</td> <td>SHEET</td> <td>REV.</td> </tr> <tr> <td>1/1</td> <td>1/1</td> <td>A</td> </tr> </table> | SCALE | SHEET | REV. | 1/1 | 1/1 | A |
| SCALE | SHEET | REV. | | | | | | | | |
| 1/1 | 1/1 | A | | | | | | | | |