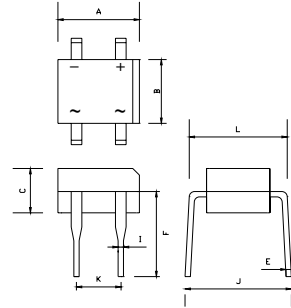




FEATURES

- Rating to 1000V PRVP
- Surge overload rating to 40 Amperes peak
- Glass passivated chip junctions
- Reliable low cost construction utilizing molded plastic technique results in inexpensive product
- Lead solderable per MIL-STD-202 method 208
- Lead: silver plated copper, solderde plated
- Plastic material has UL flammability classification94V-0



DB-1		
Dim	Min	Max
A	8.20	8.60
B	6.10	6.50
C	2.35	2.65
E	0.15	0.35
F	5.40	6.00
I	0.35	0.65
J	8.40	9.00
K	4.80	5.20
L	7.65	8.15
All Dimensions in mm		

Maximum Ratings(@TA = 25°C unless otherwise specified)

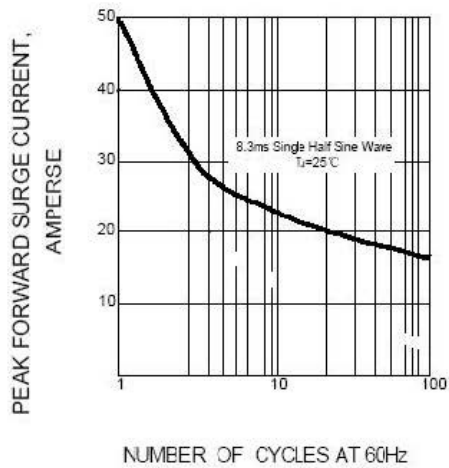
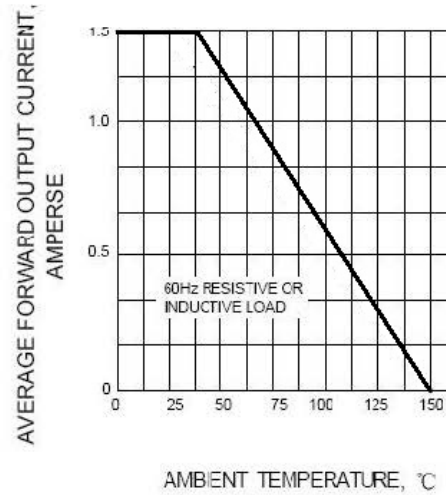
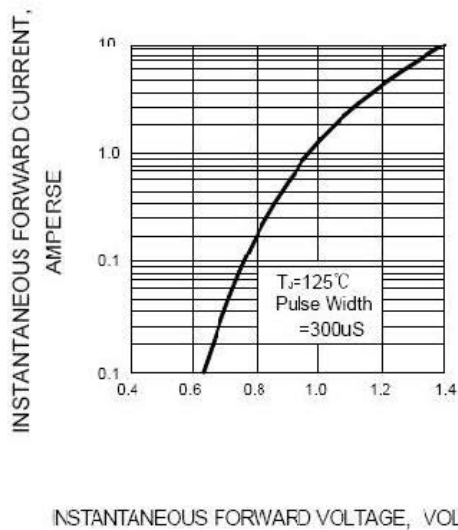
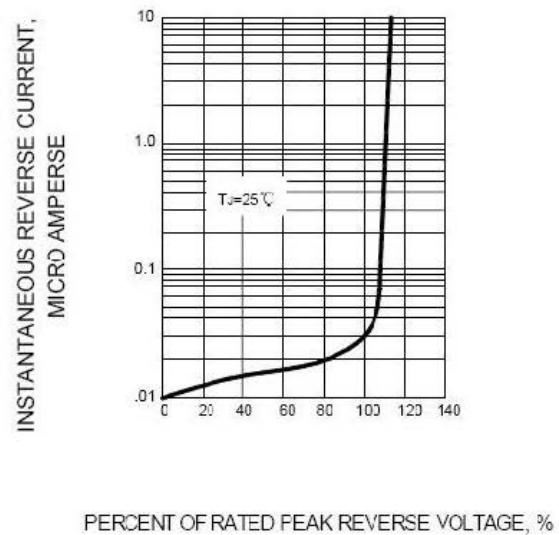
Characteristic	Symbol	DB151	DB152	DB153	DB154	DB155	DB156	DB157	UNITS
Maximum Recurrent Peak Reverse Voltage	V_{RRM}	50	100	200	400	600	800	1000	V
Maximum RMS Reverse Voltage	V_{RMS}	35	75	140	280	420	560	700	V
Maximum DC Blocking Voltage	V_{DC}	50	100	200	400	600	800	1000	V
Maximum average forward Output current @TA=25°C	$I_{F(AV)}$	1.5							A
Peak forward surge current 8.3ms single half-sine-wave superimposed on rated load	I_{FSM}	50							A
I ² t Rating for fusing @Tj=25 C	I^2t	10							A ² S

Thermal Characteristics

Characteristic	Symbol	DB151	DB152	DB153	DB154	DB155	DB156	DB157	UNITS
Typical thermal resistance per leg	$R_{\theta JA}$	70							°C/W
	$R_{\theta JC}$	31							
	$R_{\theta JL}$	29							
Operating junction temperature range	T_J	-55 -- +150							°C
Storage temperature range	T_{STG}	-55 -- +150							°C

Electrical Characteristics (@TA = 25°C unless otherwise specified)

Characteristic	Symbol	DB151	DB152	DB153	DB154	DB155	DB156	DB157	UNITS
Maximum instantaneous forward voltage at 1.5A	V_F	1.1							V
Maximum reverse current @TA=25°C at rated DC blocking voltage @TA=100°C	I_R	5.0							μ A
		0.5							m A

FIG.1 -- PEAK FORWARD SURGE CURRENT

FIG.2 -- FORWARD DERATING CURVE

FIG.3 -- TYPICAL FORWARD CHARACTERISTIC

FIG.4 -- TYPICAL REVERSE CHARACTERISTIC


Device	Package	Shipping
DB151--DB157	DB-1	50unit/pipe