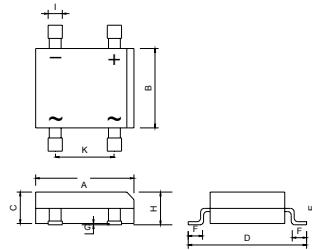




FEATURES

- Rating to 1000V PRVP
- Surge overload rating to 40 Amperes peak
- Glass passivated chip junctions
- Reliable low cost construction utilizing molded plastic technique results in inexpensive product
- Lead solderable per MIL-STD-202 method 208
- Lead: silver plated copper, solderde plated
- Plastic material has UL flammability classification 94V-0



DBS		
Dim	Min	Max
A	8.20	8.60
B	6.10	6.50
C	2.35	2.65
D	9.80	10.20
E	0.15	0.35
F	0.90	1.50
G	0.20MAX	
H	2.50	2.80
I	1.00	1.40
K	4.80	5.20
All Dimensions in mm		

Maximum Ratings (@ $T_A = 25^\circ\text{C}$ unless otherwise specified)

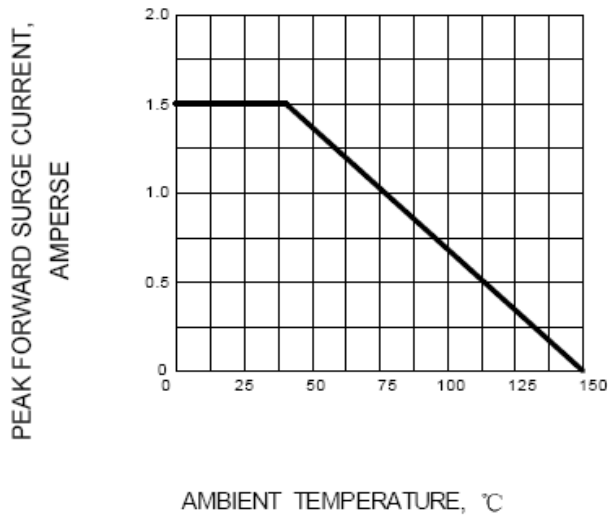
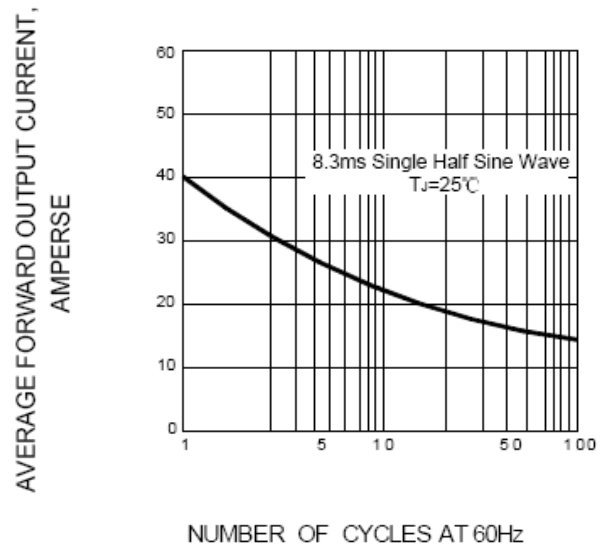
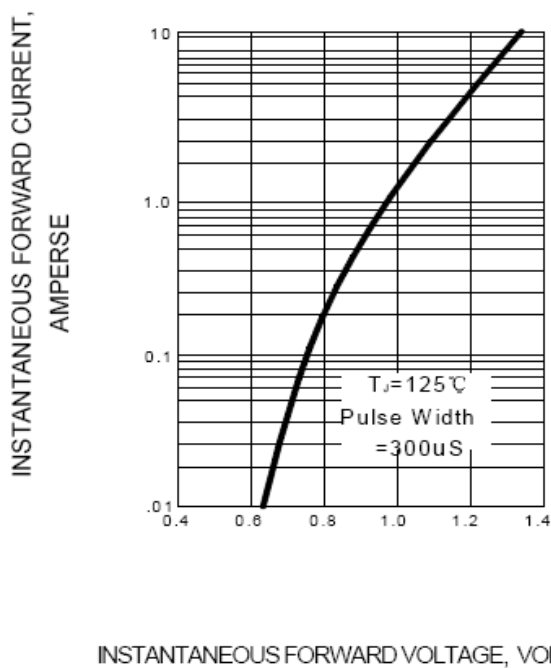
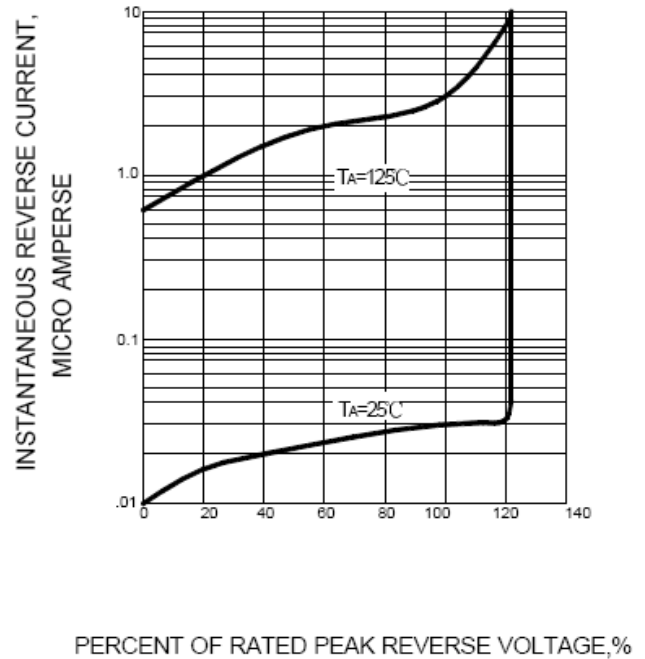
Characteristic	Symbol	DB151S	DB152S	DB153S	DB154S	DB155S	DB156S	DB157S	UNITS
Maximum Recurrent Peak Reverse Voltage	V_{RRM}	50	100	200	400	600	800	1000	V
Maximum RMS Reverse Voltage	V_{RMS}	35	75	140	280	420	560	700	V
Maximum DC Blocking Voltage	V_{DC}	50	100	200	400	600	800	1000	V
Maximum average forward Output current @ $T_A=40^\circ\text{C}$	$I_{F(AV)}$	1.5							A
Peak forward surge current 8.3ms single half-sine-wave superimposed on rated load	I_{FSM}	50							A
I^2t Rating for fusing @ $T_j=25^\circ\text{C}$	I^2t	10							A^2S

Thermal Characteristics

Characteristic	Symbol	DB151S	DB152S	DB153S	DB154S	DB155S	DB156S	DB157S	UNITS
Typical thermal resistance per leg	$R_{\theta JA}$	70							$^\circ\text{C}/\text{W}$
	$R_{\theta JC}$	31							
	$R_{\theta JL}$	29							
Operating junction temperature range	T_J	-55 -- +150							$^\circ\text{C}$
Storage temperature range	T_{STG}	-55 -- +150							$^\circ\text{C}$

Electrical Characteristics (@ $T_A = 25^\circ\text{C}$ unless otherwise specified)

Characteristic	Symbol	DB151S	DB152S	DB153S	DB154S	DB155S	DB156S	DB157S	UNITS
Maximum instantaneous forward voltage at 1.5A	V_F	1.1							V
Maximum reverse current @ $T_A=25^\circ\text{C}$ at rated DC blocking voltage @ $T_A=100^\circ\text{C}$	I_R	5							μA
		0.5							mA

FIG.1 – TYPICAL FORWARD CURRENT DERATING CURVE

FIG.2 -- MAXIMUM NON-REPETITIVE FORWARD SURGE CURRENT

FIG.3 – TYPICAL FORWARD CHARACTERISTIC

FIG.4 – TYPICAL REVERSE CHARACTERISTIC


Device	Package	SPQ/PCS
DB151S--DB157S	DBS	1500/REEL