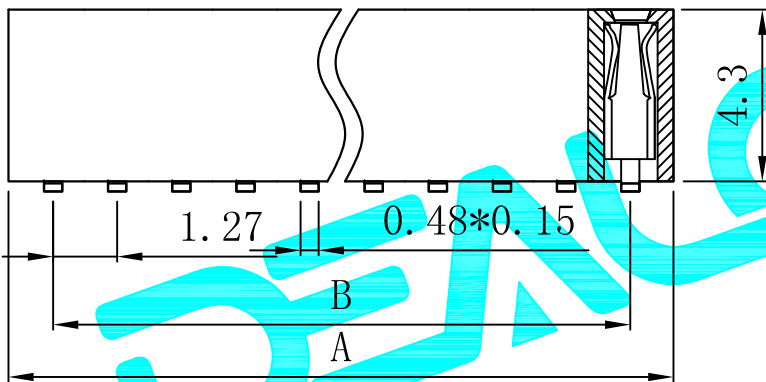
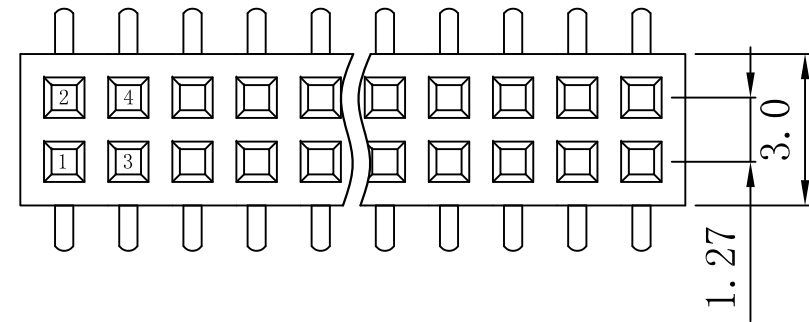


CAD FILE:



$$A = 1.27 * \frac{nP}{2} + 0.4 \pm 0.35$$

$$B = 1.27 * \frac{nP}{2} - 1.27 \pm 0.2$$

Pin Number=2~100

Technical Data

Material:

Contact material: Phosphor bronze

Plating: Gold Flash

Insulator material: Black polyester UL94V-0

Standard: PA6T+30%G.F

Electrical:

Current rating: 1.0Amps/contact max.

Contact resistance:  $\leq 20m\Omega$  /contact

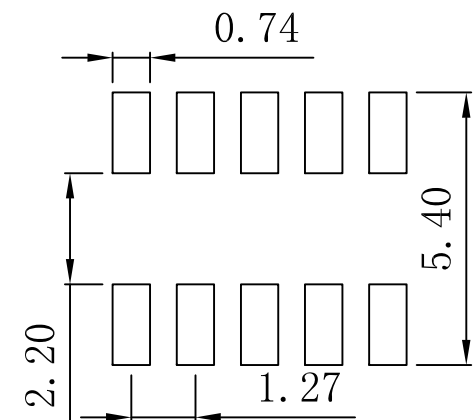
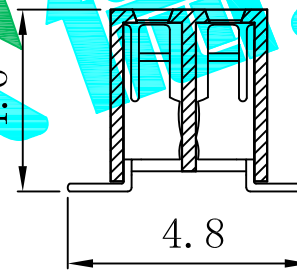
Insulation resistance:  $\geq 1000M\Omega$  at  $V=100V$

Withstanding voltage: 300V AC/minute

Mechanical:

Soldering temperature: +260°C, 4s max

UNSPECIFIED TOLERANCE:  $\pm 0.20$



PCB Layout

APPROVALS		DATE	DEALON 德之隆® ELECTRONICS CO.,LTD	
DRAWN	G.M.Chen	2015/5/22	TITLE:	CONNECTOR
CHECKED			PART NO.	DW127S-22-XX-43
APPROVALS			UNIT: mm	SCALE: 1:1
TOLERANCES ARE		ANGLE	SHEET	1 OF 1
30~PL	$\pm 0.30$	$\pm 2'$	DRAWING NO.	PROJ:
10~30	$\pm 0.20$			
5~10	$\pm 0.15$			
~ 5	$\pm 0.10$			

ECN NO.	REV.	DATE.	DESCRIPTION.	CHANGE.	CHECK.	APPRO.
	A		NEW			