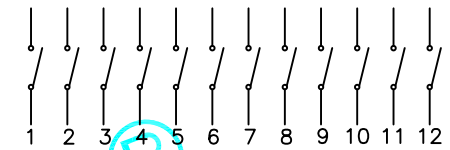
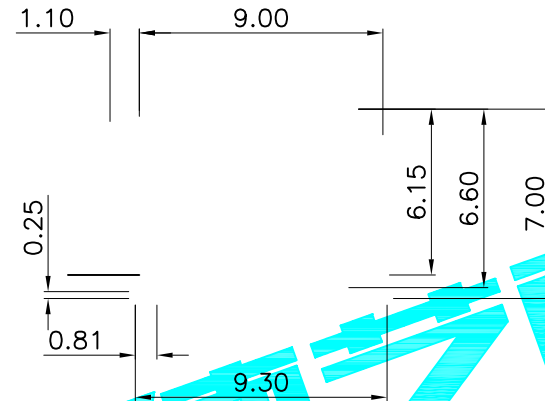
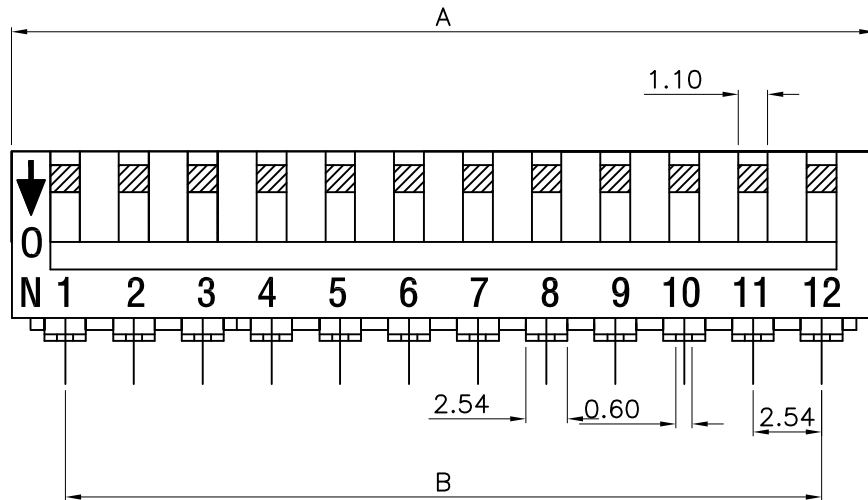
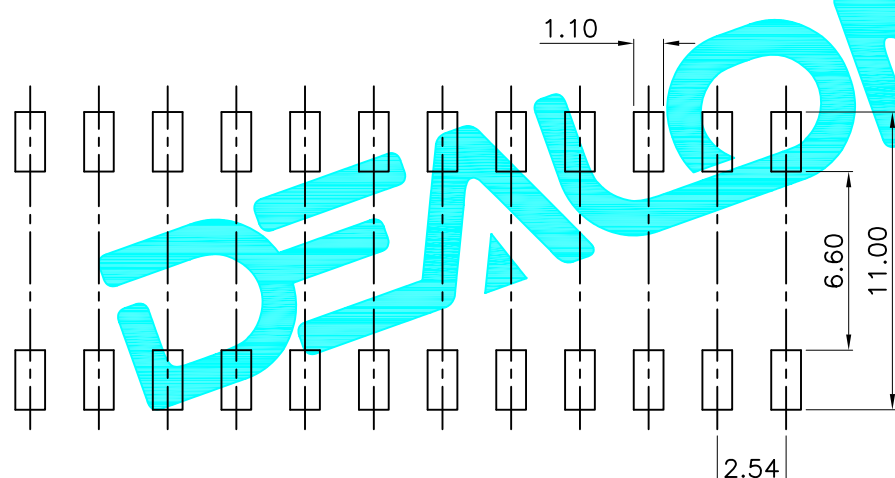


CAD FILE:



② Circuit Diagram

- NOTE:
1. Rating: 24V 25mA DC
  2. Contact Resistance: 50mΩ max
  3. Dielectric Strength: 500V AC/1Minute
  4. Operating Force: 1000gf Max
  5. Operating Life: 2,000 Cycles



PCB Layout(Pattern Side)

Position(位数)	2P	3P	4P	5P	6P	7P	8P	9P	10P	12P	
DIM.A(长度)	6.48	9.02	11.56	14.10	16.64	19.18	21.72	24.26	26.80	31.88	
DIM.B(长度)	2.54	5.08	7.62	10.16	12.70	15.24	17.78	20.32	22.86	27.94	
PART NO. 零件/原色(®)	凸柄(P)	DM-02P	DM-03P	DM-04P	DM-05P	DM-06P	DM-07P	DM-08P	DM-09P	DM-10P	DM-12P

ITEM	PART NAME	QTY.	MATERIAL	FINISHING
⑥	Terminal Contact	1	Brass	Au Plating
⑤	Base	1	PBT	Black
④	Terminal	1	Phosphor bronze	Au Plating
③	Movable	1	Copper Alloy	Au Plating
②	Cover	1	PBT	Black
①	Actuator	1	PBT	White

APPROVALS		DATE	DEALON 德之隆® ELECTRONICS CO.,LTD	
DRAWN	G.M.Chen	2015/6/26	TITLE:	DIP SWITCHES
CHECKED			PART NO.	DM-XXXX
APPROVALS			UNIT: mm	SCALE: 1:1
TOLERANCES ARE		30~以上 ±0.30	ANGLE	SHEET 1 OF 1
		10~30 ±0.20	±2'	DRAWING NO.
		5~10 ±0.15		PROJ: ②
		~ 5 ±0.10		

ECN NO.	REV.	DATE.	DESCRIPTION.	CHANGE.	CHECK.	APPRO.
	A		NEW			