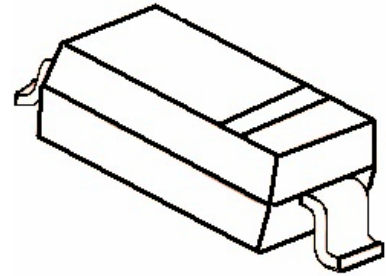


»Features

- Low forward voltage drop
- High current capability
- High reliability
- High surge current capability
- Epitaxial construction



SOD-323

»General Description

- Case: molded plastic
- Polarity: Color band denotes cathode
- Package: SOD-323 Plastic Package

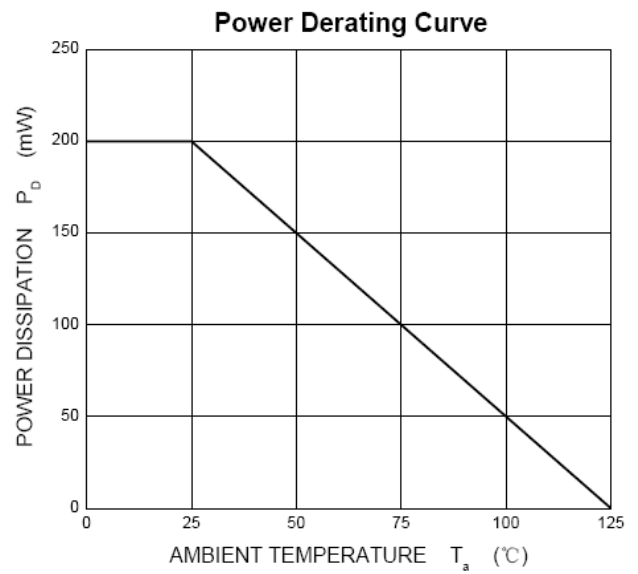
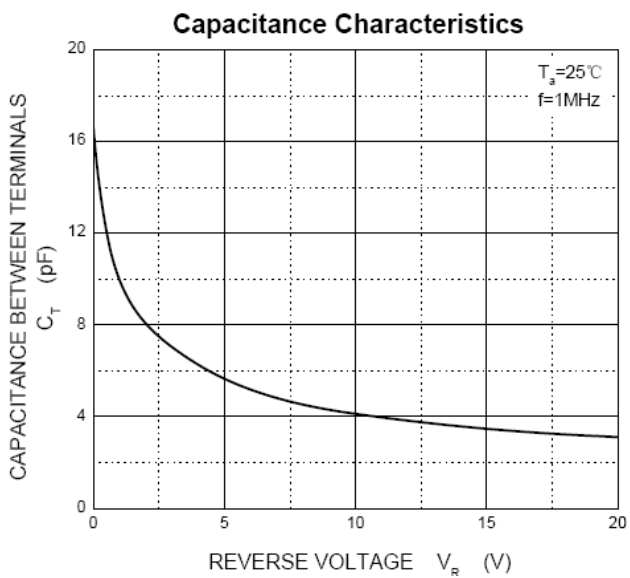
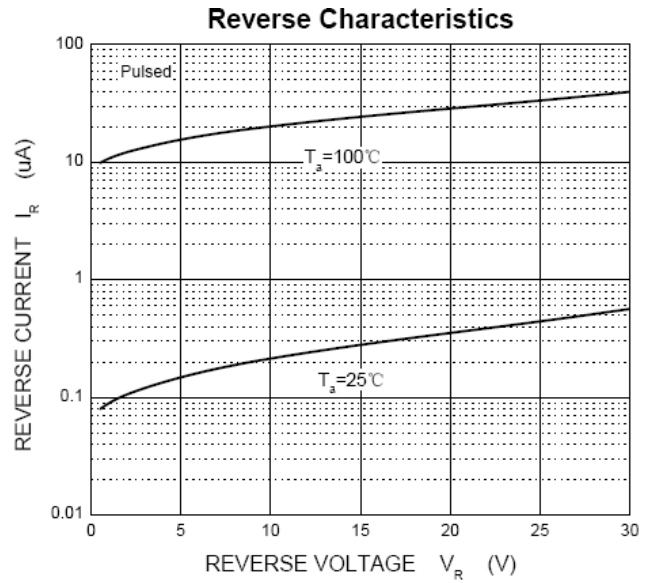
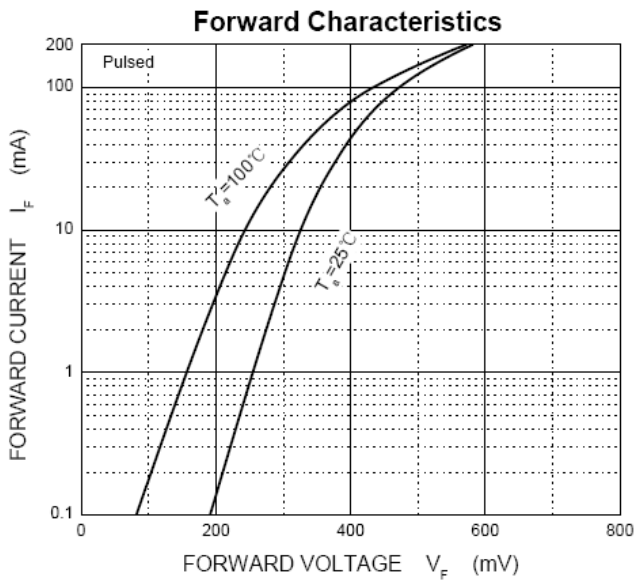
» Maximum Ratings @ $T_A=25^{\circ}\text{C}$ unless otherwise noted

Parameters	Symbol	Limit	Unit
Maximum repetitive peak reverse voltage	VRRM	30	V
Maximum RMS voltage	VRMS	21	V
Maximum DC blocking voltage	VDC	30	V
Maximum average forward rectified current	IFM	300	mA
Peak forward surge current 8.3 ms single half sine-wave	IFSM	600	mA
Typical thermal resistance	R θ JA	500	K/W
Power Dissipation	PD	230	mW
Junction Temperature	TJ	125	$^{\circ}\text{C}$
Storage temperature range	TSTG	-50-+150	$^{\circ}\text{C}$

» **Electrical Characteristics** @ $T_A=25^{\circ}\text{C}$ unless otherwise noted

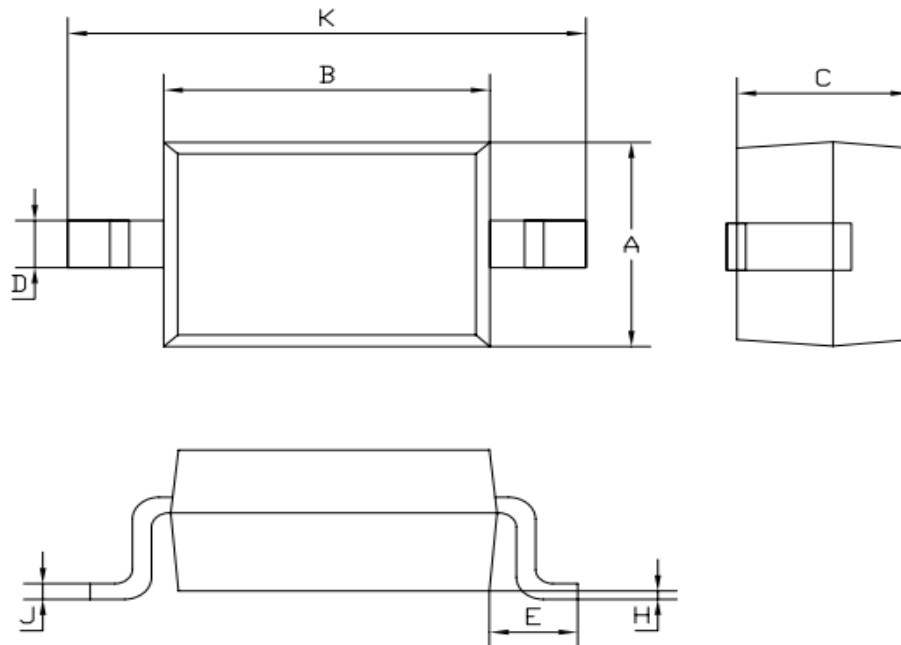
Parameters	Symbol	Test conditions	Min	Typ	Max	Unit
Maximum forward voltage	VF1	IF = 0.1mA			240	mV
	VF2	IF = 1.0mA			320	
	VF3	IF = 10mA			400	
	VF4	IF = 30mA			500	
	VF5	IF = 100mA			1000	
Maximum reverse breakdown voltage	VR	I 100uA	30			V
Maximum reverse current	IR	VR=25V			2.0	uA
Type junction capacitance	Cj	VR = 1.0V, f = 1MHz			10	pF
Reverse Recovery Time	Trr	IF=10mA, VR=6V, IR=10mA			6	nS

»Typical Performance Characteristics (T_J = 25 °C, unless otherwise noted)



»Package Information

SOD-323



SOD-323		
Dim	Min	Max
A	1.275	1.325
B	1.675	1.725
C	0.9 Typical	
D	0.25	0.35
E	0.27	0.37
H	0.02	0.1
J	0.1 Typical	
K	2.6	2.7

»Ordering information

Order code	Package	Marking	Base qty	Delivery mode
BAT54WS	SOD-323	S1	3K	Tape and reel