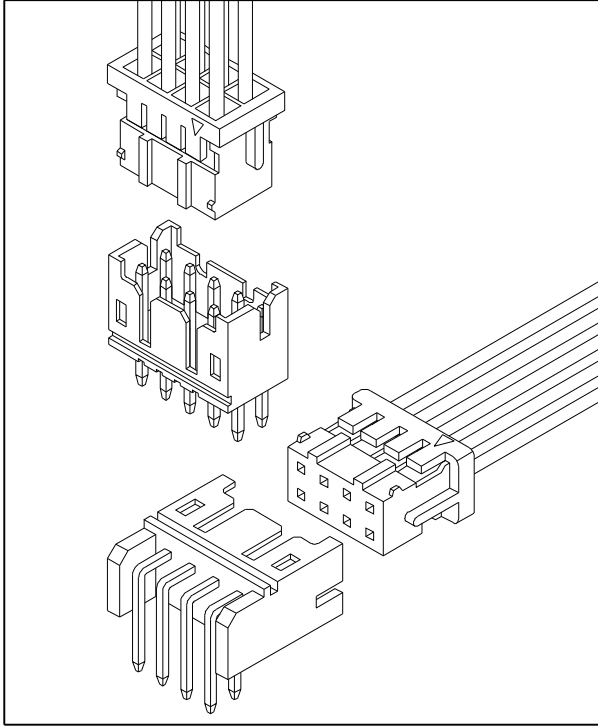


2.00mm Pitch Wire To Board Connector

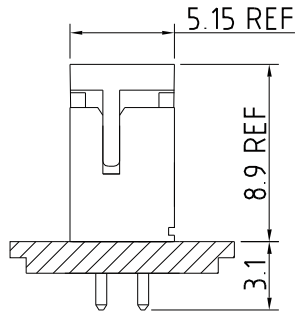


Specification

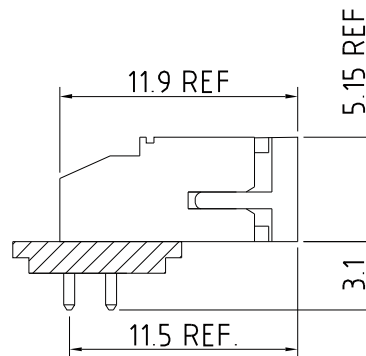
Circuits	2x02 - 2x20
Pitch	2.00mm
Current Rating	3A AC/DC
Voltage Rating	100V AC/DC
Contact Resistance	30mΩ MAX.
Withstand Voltage	500V AC/minute
Insulation Resistance	500MΩ MIN.
Temperature Range	-25°C - +85°C
Applicable Wire Range	AWG #22 - #28
Applicable P.C.B Thickness	1.6mm
Applicable P.C.B Hole Dia.	∅0.8mm ± 0.05

Assembly Layout

Vertical Type



Right Angle Type



IPCW207 * ** * * * * *
 ① ② ③ ④ ⑤ ⑥ ⑦ ⑧

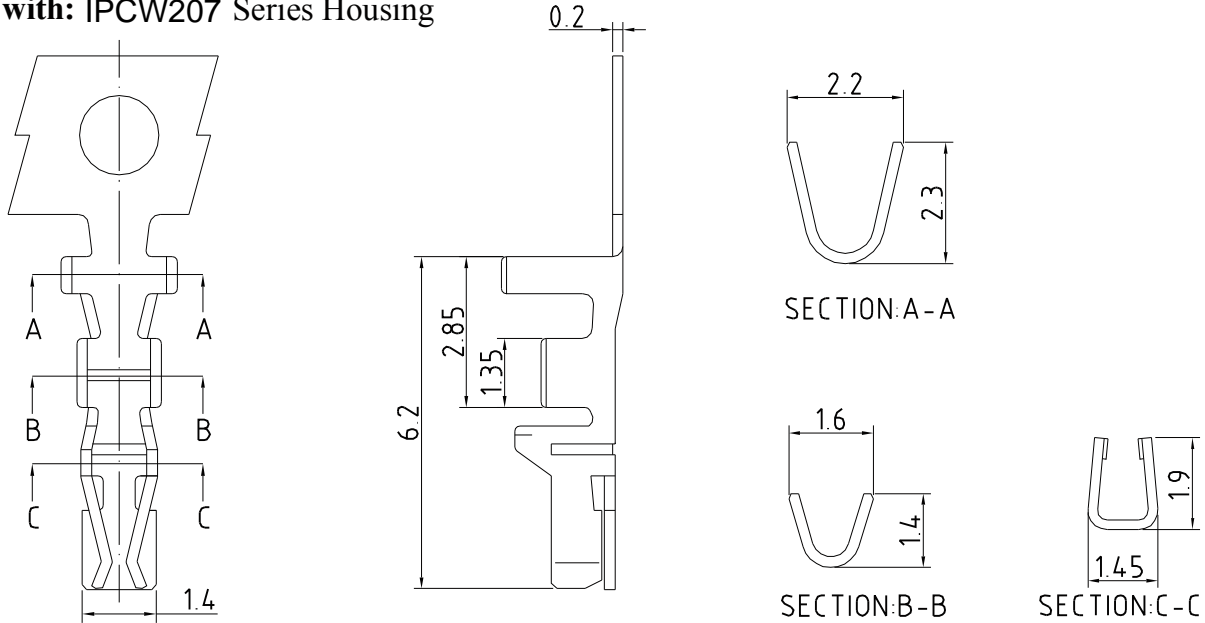
- ① Series Type. IPCW207
- ② Connector Type.
T: Terminal
W: Wafer
H: Housing
- ③ Pin code.
Terminal: Serial number
Wafer or Housing: x row x pin number of row
- ④ Material code.
- ⑤ Appearance code.
- ⑥ Internal code
- ⑦ Company code.
- ⑧ Other code.
Housing
K: KE-TYPE
Wafer
V: Vertical
R: Right Angle

Unit : mm

Terminal

Features

Use with: IPCW207 Series Housing



CONTACT INFORMATION

Part No.	Wire Range	Insulation O.D.	Material	Finish	Q'ty/Reel
IPCW207T01*	AWG #22-#28	1.45mm(MAX.)	Phosphor bronze	See note	10,000 pcs

Housing

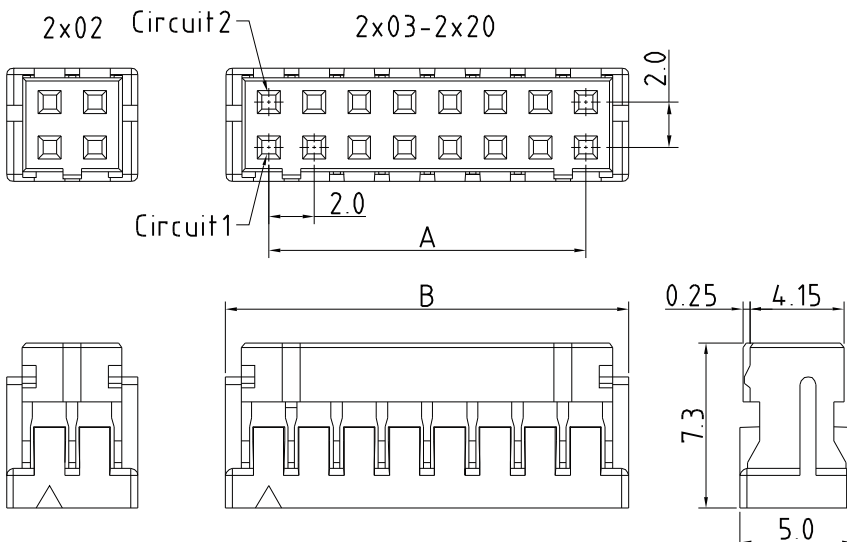
Features

Available Number of Circuits: 2x02 - 2x20

Material: Regular Thermoplastic 94V-0

Use with: IPCW207 Crimp Terminal

Mates with : IPCW207 Series Wafer



Dimension and Order Information

Circuits	Part No.	DIM.(mm)	
		A	B
4	IPCW207H22*	2.00	5.80
6	IPCW207H23*	4.00	7.80
8	IPCW207H24*	6.00	9.80
10	IPCW207H25*	8.00	11.80
12	IPCW207H26*	10.00	13.80
14	IPCW207H27*	12.00	15.80
16	IPCW207H28*	14.00	17.80
18	IPCW207H29*	16.00	19.80
20	IPCW207H2A*	18.00	21.80
22	IPCW207HB7*	20.00	23.80
24	IPCW207H2C*	22.00	25.80
26	IPCW207H2D*	24.00	27.80
28	IPCW207H2E*	26.00	29.80
30	IPCW207H2F*	28.00	31.80
32	IPCW207H2G*	30.00	33.80
34	IPCW207H2H*	32.00	35.80
36	IPCW207H2I*	34.00	37.80
38	IPCW207H2J*	36.00	39.80
40	IPCW207H2K*	38.00	41.80

Unit : mm

Housing KE-TYPE

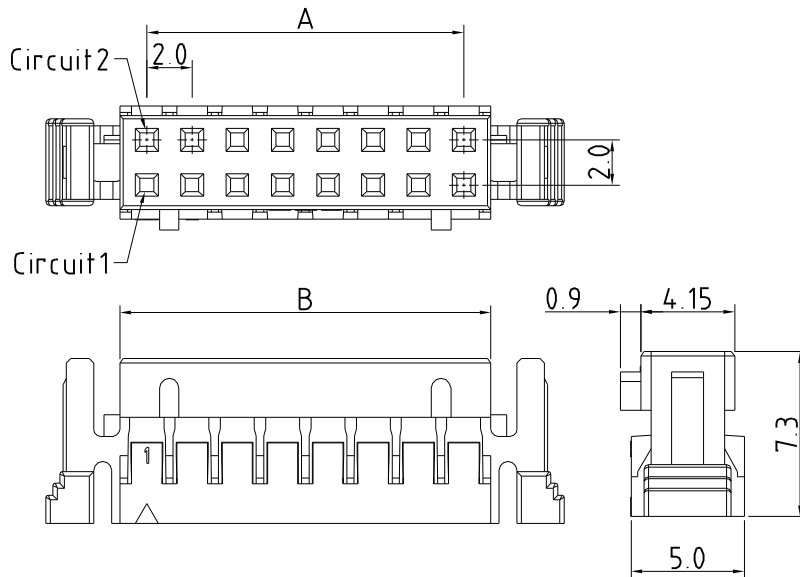
Features

Available Number of Circuits: 2x02 - 2x20

Material: Regular Thermoplastic 94V-0

Use with: IPCW207 Crimp Terminal

Mates with : IPCW205Series KE Type Wafer



Dimension and Order Information

Circuits	Part No.	DIM.(mm)	
		A	B
4	IPCW207H22*K	2.00	4.40
6	IPCW207H23*K	4.00	6.40
8	IPCW207H24*K	6.00	8.40
10	IPCW207H25*K	8.00	10.40
12	IPCW207H26*K	10.00	12.40
14	IPCW207H27*K	12.00	14.40
16	IPCW207H28*K	14.00	16.40
18	IPCW207H29*K	16.00	18.40
20	IPCW207H2A*K	18.00	20.40
22	IPCW207H2B*K	20.00	22.40
24	IPCW207H2C*K	22.00	24.40
26	IPCW207H2D*K	24.00	26.40
28	IPCW207H2E*K	26.00	28.40
30	IPCW207H2F*K	28.00	30.40
32	IPCW207H2G*K	30.00	32.40
34	IPCW207H2H*K	32.00	34.40
36	IPCW207H2I*K	34.00	36.40
38	IPCW207H2J*K	36.00	38.40
40	IPCW207H2K*K	38.00	40.40

Unit : mm

Wafer Vertical

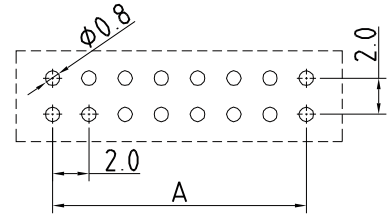
Features

Available Number of Circuits : 2x02 - 2x20

Material : Regular Thermoplastic 94V-0

Contact : 0.5mm(.020") Square Pin Copper Alloy, Tin-plated

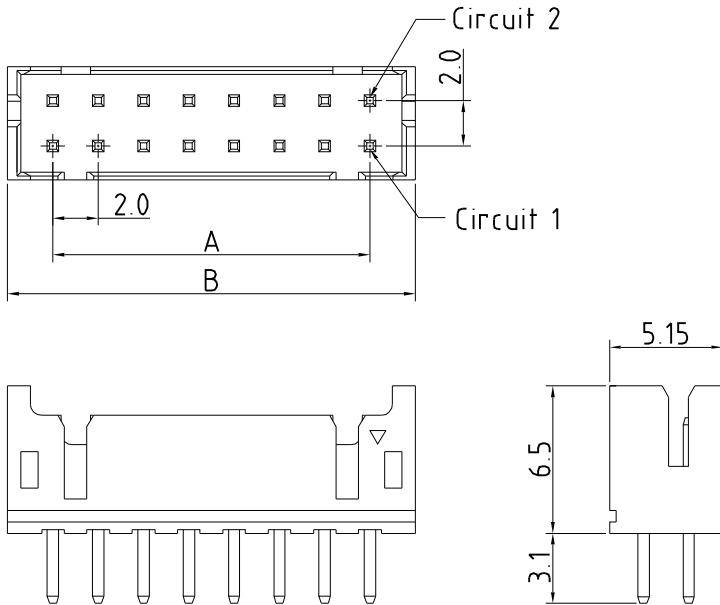
Mates with : IPCW207 Series Housing



P.C.B LAYOUT

Dimension and Order Information

Circuits	Part No.	DIM.(mm)	
		A	B
4	IPCW207W22*V	2.00	6.00
6	IPCW207W23*V	4.00	8.00
8	IPCW207W24*V	6.00	10.00
10	IPCW207W25*V	8.00	12.00
12	IPCW207W26*V	10.00	14.00
14	IPCW207W27*V	12.00	16.00
16	IPCW207W28*V	14.00	18.00
18	IPCW207W29*V	16.00	20.00
20	IPCW205W2A*V	18.00	22.00
22	IPCW207W2B*V	20.00	24.00
24	IPCW207W2C*V	22.00	26.00
26	IPCW207W2D*V	24.00	28.00
28	IPCW207W2E*V	26.00	30.00
30	IPCW207W2F*V	28.00	32.00
32	IPCW207W2G*V	30.00	34.00
34	IPCW207W2H*V	32.00	36.00
36	IPCW207W2I*V	34.00	38.00
38	IPCW207W2J*V	36.00	40.00
40	IPCW207W2K*V	38.00	42.00



Wafer Right Angle

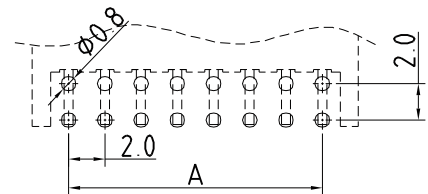
Features

Available Number of Circuits : 2x02 - 2x16

Material : Regular Thermoplastic 94V-0

Contact : 0.5mm(.020") Square Pin Copper Alloy, Tin-plated

Mates with : IPCW207 Series Housing



P.C.B LAYOUT

Dimension and Order Information

Circuits	Part No.	DIM.(mm)	
		A	B
4	IPCW207W22*R	2.00	6.00
6	IPCW207W23*R	4.00	8.00
8	IPCW207W24*R	6.00	10.00
10	IPCW207W25*R	8.00	12.00
12	IPCW207W26*R	10.00	14.00
14	IPCW207W27*R	12.00	16.00
16	IPCW207W28*R	14.00	18.00
18	IPCW207W29*R	16.00	20.00
20	IPCW205W2A*R	18.00	22.00
22	IPCW207W2B*R	20.00	24.00
24	IPCW207W2C*R	22.00	26.00
26	IPCW207W2D*R	24.00	28.00
28	IPCW207W2E*R	26.00	30.00
30	IPCW207W2F*R	28.00	32.00
32	IPCW207W2G*R	30.00	34.00

