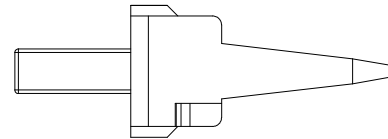
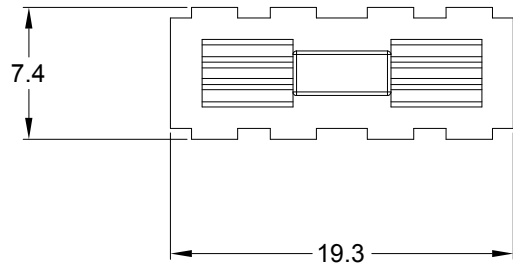
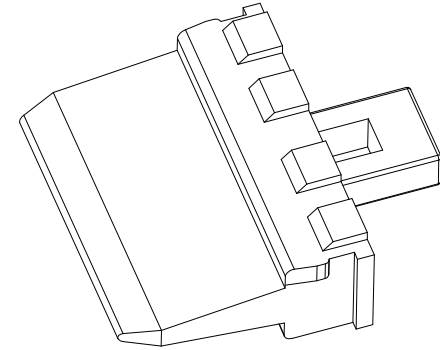
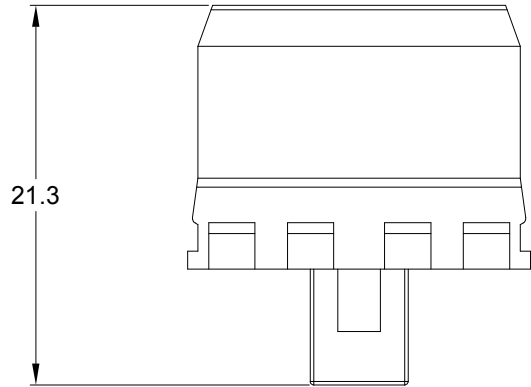


REVISIONS					
REV	ECO	DESCRIPTION	DATE	BY	APPR
A3	--	RELEASE NEW DWG FORMAT	18/SEP/13	DRP	
A4	--	UPDATE DRAWING	10/MAY/19	JOE	TOMMY



**NOTES: UNLESS OTHERWISE SPECIFIED**

1. MATERIAL: THERMOPLASTIC; COLOR: GREEN
2. RoHS COMPLIANT
3. CAVITIES: 8
4. KEYED: N/A
5. USE WITH CONNECTORS AT04-08P\*  
(\* = MODIFICATIONS AND/OR COLORS)
6. ALL DIMENSIONS ARE FOR REFERENCE USE ONLY.

QUANTITY	AW8P	PART NUMBER	DESCRIPTION	ITEM								
<b>MATERIALS LIST</b>												
<b>UNLESS OTHERWISE SPECIFIED</b> 1) All dimensions are in metric(mm). 2) Tolerances are as follows: 1 PL DEC ±0.30 2 PL DEC ±0.15 3 PL DEC ±0.08 Fractions ±1/64 Angles ±1° 3) Note reference =		<b>SIGNATURES</b> DRAWN: JOE CHECKED: ORION ENGINEER: APPROVAL: TOMMY	<b>DATE</b> 10/MAY/19 10/MAY/19 10/MAY/19	<h1>Amphenol</h1> <p>Sine Systems - www.amphenol-sine.com            44724 Morley Drive            Clinton Township, MI 48036</p>								
MATERIAL SPECIFICATIONS:		CUSTOMER:		P-WEDGELOCK, 8 POSITION, AT SERIES								
PROCESS SPECIFICATIONS:		THIS DRAWING IS SUPPLIED FOR INFORMATION ONLY. DESIGN FEATURES, SPECIFICATIONS AND PERFORMANCE DATA SHOWN HEREON ARE THE PROPERTY OF THE AMPHENOL CORPORATION. NO RIGHTS OF REPRODUCTION ARE IMPLIED. ALL DIMENSIONS ARE SUBJECT TO NORMAL MANUFACTURING VARIATIONS.		<table border="1"> <tr> <td>SIZE</td> <td>TYPE</td> <td>DWG NO:</td> <td>REVISION</td> </tr> <tr> <td>A</td> <td>C-</td> <td>AW8P</td> <td>A4</td> </tr> </table>	SIZE	TYPE	DWG NO:	REVISION	A	C-	AW8P	A4
SIZE	TYPE	DWG NO:	REVISION									
A	C-	AW8P	A4									
NEXT ASSY:		SCALE: NONE		SHEET 1 OF 1								