


Miniature Bipolar Capacitors for Audio

GREEN CAP For Audio

- The newly developed audio use foil and special electrolyte makes clear and far-carrying sound a reality.
- All lead wires are copper plated steel wires.



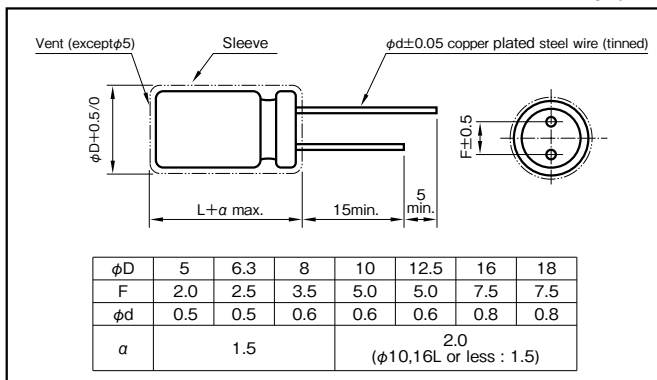
Marking color : Gold print on a black sleeve

Specifications

Item	Performance								
Category temperature range (°C)	-40 to +85								
Tolerance at rated capacitance (%)	±20 (20°C, 120Hz)								
Leakage current (µA) (max.)	0.03CV + 3 (after 5 minutes) C : Rated capacitance (µF); V : Rated voltage (V) (20°C)								
Tangent of loss angle (tanδ)	Rated voltage (V)	6.3	10	16	25	35	50	63	100
	tanδ (max.)	0.24	0.20	0.16	0.15	0.14	0.12	0.10	0.09
0.02 is added to every 1000µF increase over 1000µF. (20°C, 120Hz)									
Characteristics at high and low temperature	Rated voltage (V)	6.3	10	16	25	35	50	63	100
	Impedance ratio (max.)	Z-25°C/Z+20°C	4	3	2	2	2	2	2
0.5 for -25°C, 1 for -40°C are added to every 1000µF increase over 1000µF. (120Hz)									
Endurance (85°C) (Applied ripple current)	Test time	2000 hours (with the polarity inverted every 250 hours)							
	Leakage current	The initial specified value or less							
	Percentage of capacitance change	Within ±20% of initial value							
	Tangent of the loss angle	150% or less of the initial specified value							
Applicable standards	JIS C5101-1, -4 (IEC 60384-1, -4)								

Outline Drawing

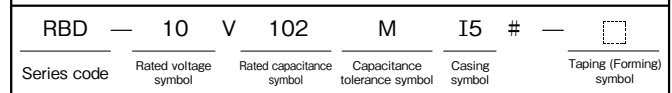
Unit : mm



Coefficient of Frequency for Rated Ripple Current

Frequency (Hz)	50 - 60	120	1k	10k · 100k
Rated voltage (V)				
6.3 to 16	0.8	1	1.1	1.2
25 to 35	0.8	1	1.5	1.7
50 to 100	0.8	1	1.6	1.9

Part numbering system (example : 10V1000µF)



Case symbol

Case φD×L (mm)	Casing Symbol	Case φD×L (mm)	Casing Symbol	Case φD×L (mm)	Casing Symbol	Case φD×L (mm)	Casing Symbol
5×11	E3	10×12.5	H3	12.5×20	I5	16×31.5	J7
6.3×11	F3	10×16	H4	12.5×25	I6	18×35.5	K8
8×11.5	G3	10×20	H5	16×25	J6	—	—

Standard Ratings

Rated voltage (V)	6.3		10		16		25		35		50		63		100	
	Item	Case φD×L (mm)	Rated ripple current (mA)	Case φD×L (mm)	Rated ripple current (mA)	Case φD×L (mm)	Rated ripple current (mA)	Case φD×L (mm)	Rated ripple current (mA)	Case φD×L (mm)	Rated ripple current (mA)	Case φD×L (mm)	Rated ripple current (mA)	Case φD×L (mm)	Rated ripple current (mA)	
1	—	—	—	—	—	—	—	—	—	—	—	—	—	—	—	
2.2	—	—	—	—	—	—	—	—	—	—	—	—	—	—	—	
3.3	—	—	—	—	—	—	—	—	—	—	—	—	—	—	—	
4.7	—	—	—	—	—	—	5×11	28	5×11	28	5×11	31	5×11	34	6.3×11	
10	—	—	—	—	5×11	39	5×11	40	5×11	42	5×11	45	6.3×11	57	8×11.5	
22	—	—	5×11	52	5×11	58	5×11	60	6.3×11	71	6.3×11	77	8×11.5	89	10×16	
33	5×11	58	5×11	63	5×11	71	6.3×11	84	6.3×11	87	8×11.5	111	10×12.5	144	10×20	
47	5×11	69	5×11	75	6.3×11	97	6.3×11	100	8×11.5	122	10×12.5	157	10×16	188	12.5×20	
100	6.3×11	115	6.3×11	126	8×11.5	167	10×12.5	204	10×12.5	212	10×20	273	12.5×20	343	16×25	
220	8×11.5	202	8×11.5	221	10×12.5	294	10×16	332	10×20	375	12.5×25	506	16×25	645	18×35.5	
330	8×11.5	247	10×12.5	322	10×16	394	10×20	444	12.5×20	526	12.5×25	620	—	—	—	
470	10×12.5	350	10×16	420	10×20	513	12.5×20	607	12.5×25	685	16×25	861	—	—	—	
1000	10×20	611	12.5×20	767	12.5×25	935	16×25	1120	16×31.5	1270	—	—	—	—	—	
2200	12.5×25	1090	16×25	1380	16×31.5	1660	—	—	—	—	—	—	—	—	—	
3300	16×25	1490	16×31.5	1760	—	—	—	—	—	—	—	—	—	—	—	
4700	16×31.5	1880	18×35.5	2280	—	—	—	—	—	—	—	—	—	—	—	

(Note) Rated ripple current : 85°C, 120Hz